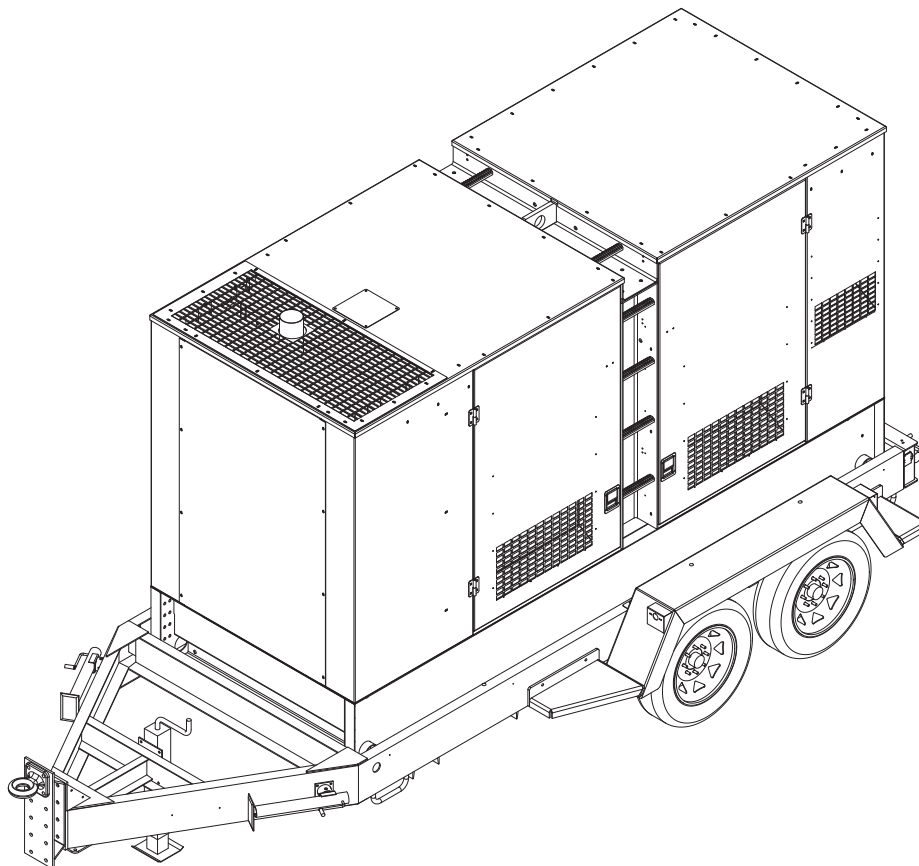


**GENERAC<sup>®</sup>** | **MOBILE  
PRODUCTS**

**DIESEL GENERATOR  
MMG320 • MMG320CAN  
MMG320CAN6**



**PARTS MANUAL**

## INTRODUCTION

This parts manual was prepared based on the information available at the time of publication and is subject to change without notice. Generac Mobile Products reserves the right to change parts at any time. To check whether a revised parts manual is available, contact Generac Mobile Products.

DO NOT MODIFY or use this equipment for any application other than which it was designed for. To keep your equipment fully operational, it is suggested you maintain a stock of commonly used maintenance or service parts. A recommended spare parts list can be found in the back of this manual. To order service parts, please go to [www.generacmobile.com](http://www.generacmobile.com) or call Generac Mobile Products.

### **▲ WARNING**

**Before operating or servicing this equipment, read and understand the Generac Operating Manual which was included with the unit when shipped from the factory. Failure to do so increases the risk of injury to yourself or others.**

**Generac Mobile Products LLC  
215 Power Drive • Berlin, WI 54923 U.S.A.  
Phone: 920-361-4442  
FAX: 920-361-4416  
Toll Free: 1-800-926-9768  
[www.generacmobile.com](http://www.generacmobile.com)**

**For technical or parts QUESTIONS, please contact the Generac Mobile Products Customer Support or Technical Support team at 1-800-926-9768. Please have your serial number available.**

**To ORDER SERVICE PARTS, please contact the dealer from which you purchased the unit, or call Generac Mobile Products to locate a dealer in your area.**

Engine Make: \_\_\_\_\_  
Engine Serial Number: \_\_\_\_\_  
Engine Model Number: \_\_\_\_\_  
Generator Make: \_\_\_\_\_  
Generator Model Number: \_\_\_\_\_  
Generator Serial Number: \_\_\_\_\_  
Unit Model Number: \_\_\_\_\_  
Unit Serial Number: \_\_\_\_\_

### **▲ WARNING**

**CALIFORNIA PROPOSITION 65 WARNING:  
Diesel engine exhaust and some of its constituents are known to the state of California to cause cancer, birth defects and other reproductive harm.**

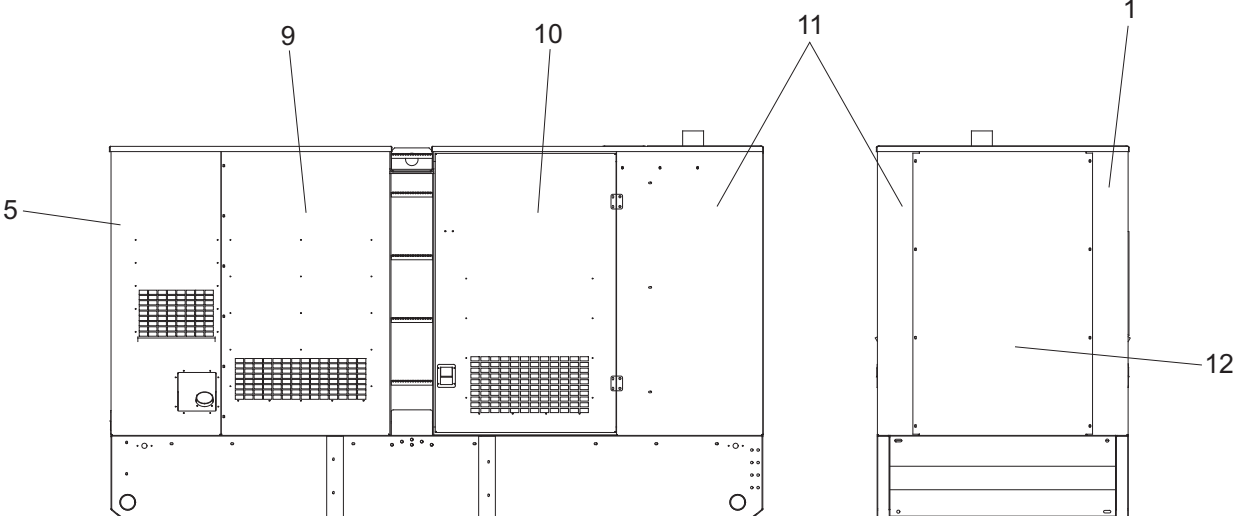
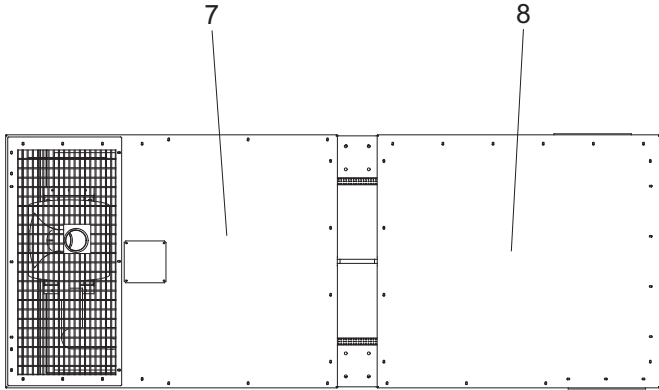
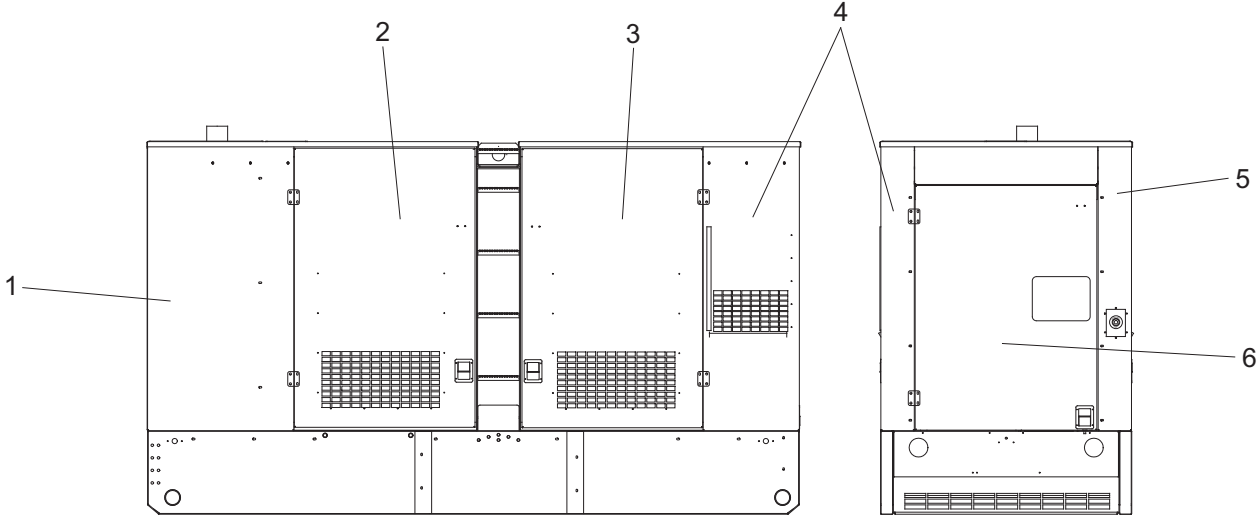
### **▲ WARNING**

**CALIFORNIA PROPOSITION 65 WARNING:  
This product contains or emits chemicals known to the state of California to cause cancer, birth defects, and other reproductive harm.**

# TABLE OF CONTENTS

	Page
INTRODUCTION .....	2
ENCLOSURE PANELS .....	4
UNIT DECALS - EXTERIOR .....	6
UNIT DECALS - EXTERIOR AND CONTROL BOX .....	7
LEFT FRONT DOOR ASSEMBLY - MMG320 .....	8
LEFT FRONT DOOR ASSEMBLY - MMG320CAN, MMG320CAN6 .....	10
LEFT REAR DOOR ASSEMBLY .....	12
RIGHT FRONT DOOR ASSEMBLY - MMG320 .....	14
RIGHT FRONT DOOR ASSEMBLY - MMG320CAN, MMG320CAN6 .....	16
FRONT ROOF PANEL ASSEMBLY - MMG320 .....	18
REAR ROOF PANEL ASSEMBLY - MMG320 .....	20
ROOF ASSEMBLY - MMG320CAN, MMG320CAN6 .....	22
FRONT PANEL ASSEMBLY - MMG320 .....	24
FRONT PANEL ASSEMBLY - MMG320CAN, MMG320CAN6 .....	26
LEFT FRONT CORNER ASSEMBLY - MMG320 .....	28
LEFT FRONT PANEL ASSEMBLY - MMG320CAN, MMG320CAN6 .....	30
RIGHT FRONT CORNER ASSEMBLY - MMG320 .....	32
RIGHT FRONT PANEL ASSEMBLY - MMG320CAN, MMG320CAN6 .....	34
RIGHT REAR PANEL ASSEMBLY .....	36
LEFT REAR CORNER ASSEMBLY .....	38
RIGHT REAR CORNER ASSEMBLY .....	40
CIRCUIT BREAKER ASSEMBLY .....	42
LUG BOX ASSEMBLY .....	44
LUG PLATE ASSEMBLY .....	46
LUG BOX DOOR ASSEMBLY .....	48
CAM LOCK PANEL ASSEMBLY - OPTIONAL .....	50
CONTROL DOOR ASSEMBLY .....	52
CONTROL BOX ASSEMBLY .....	54
CONTROL PANEL ASSEMBLY .....	56
RECONNECT BOX ASSEMBLY .....	58
RECONNECT AND SHORTING BOARD ASSEMBLY .....	60
LIFT STRUCTURE ASSEMBLY .....	62
AIR FILTER ASSEMBLY .....	64
EXHAUST SYSTEM ASSEMBLY .....	66
COOLING SYSTEM ASSEMBLY .....	68
COOLING SYSTEM HOSES .....	70
ENGINE AND GENERATOR TO SKID ASSEMBLY .....	72
ENGINE ASSEMBLY - LEFT SIDE .....	74
ENGINE ASSEMBLY - RIGHT SIDE .....	76
ENGINE MOUNT ASSEMBLY .....	78
CLUTCHED FAN ASSEMBLY - MMG230CAN, MMG230CAN6 .....	80
GENERATOR ASSEMBLY .....	82
SKID ASSEMBLY .....	84
FUEL TANK ASSEMBLY .....	86
TRAILER ASSEMBLY .....	88
AXLE ASSEMBLY .....	90
RECOMMENDED SPARE PARTS LIST .....	92
NOTES .....	93

ENCLOSURE PANELS

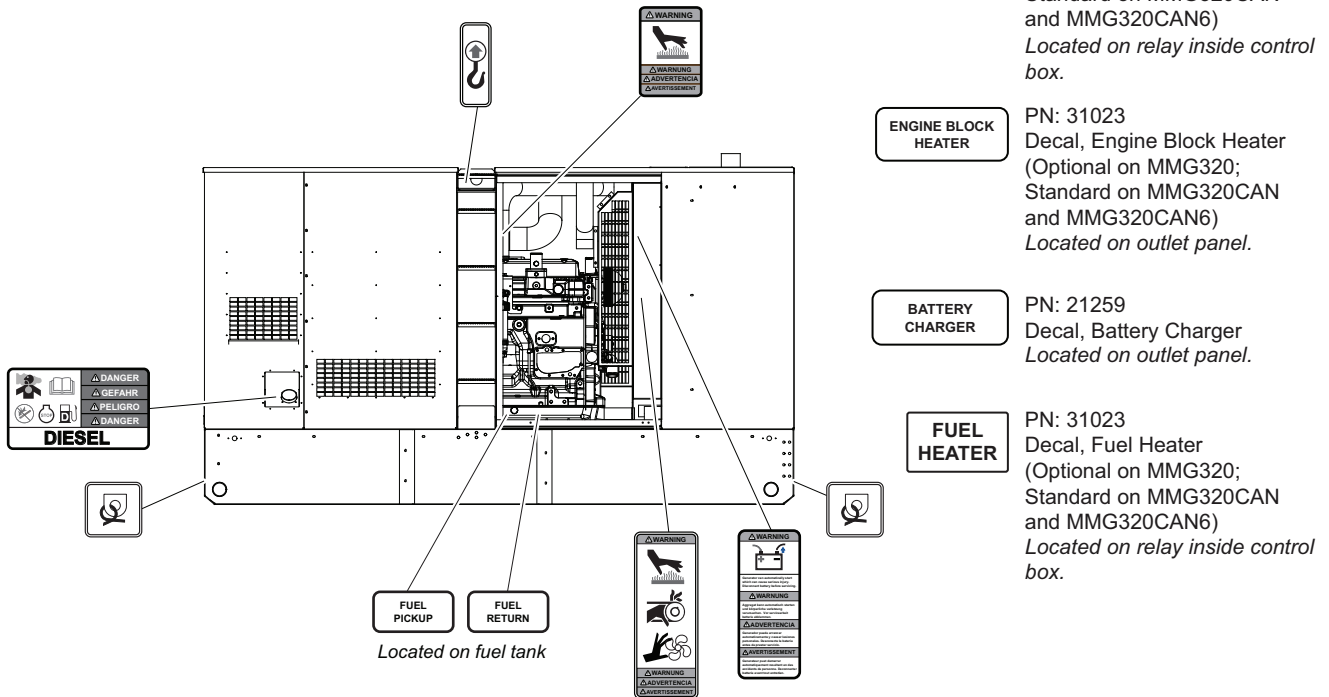
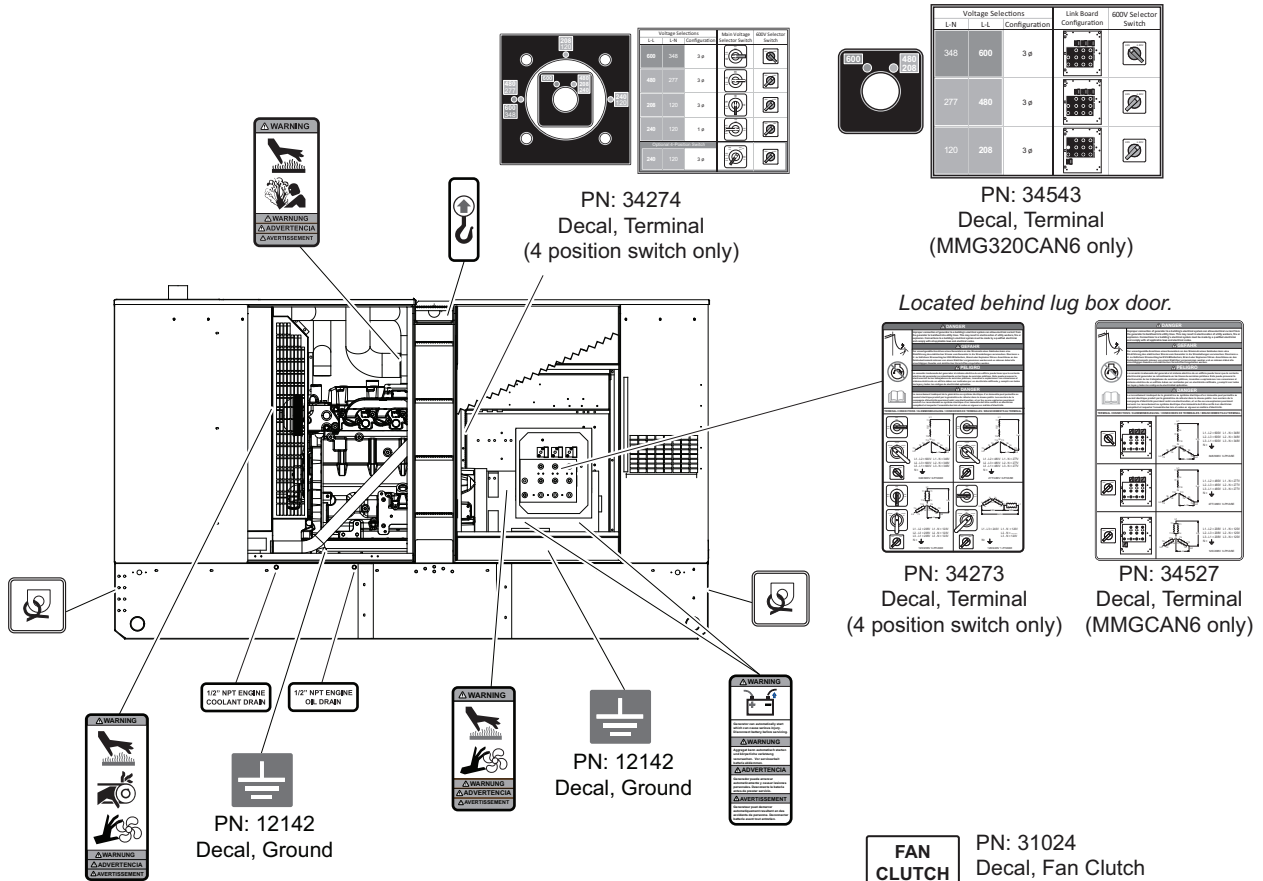




## ENCLOSURE PANELS

ITEM	PART NO.	QTY	DESCRIPTION
1	<i>Page 28</i>	1	Left front corner assembly
2	<i>Page 8</i>	1	Left front door assembly
3	<i>Page 12</i>	1	Left rear door assembly
4	<i>Page 38</i>	1	Left rear corner assembly
5	<i>Page 40</i>	1	Right rear corner assembly
6	<i>Page 52</i>	1	Control door assembly
7	<i>Page 18</i>	1	Front roof panel assembly
8	<i>Page 20</i>	1	Rear roof panel assembly
9	<i>Page 36</i>	1	Right rear panel assembly
10	<i>Page 14</i>	1	Right front door assembly
11	<i>Page 32</i>	1	Right front corner assembly
12	<i>Page 24</i>	1	Front panel assembly

# UNIT DECALS - EXTERIOR



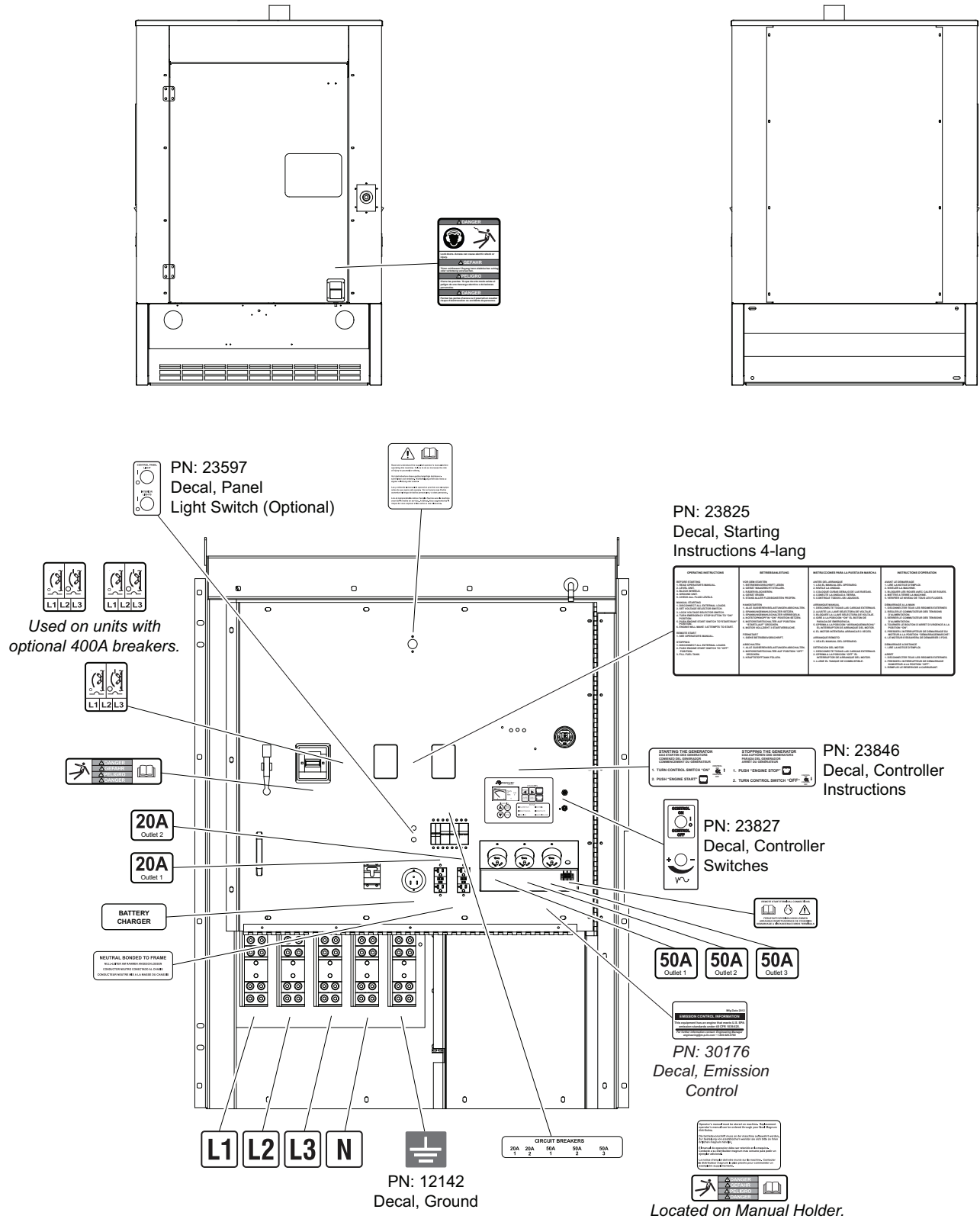
TOWING INSTRUCTIONS	ABSCHLEPPINSTRUKTIONEN	INSTRUCCIONES DE REMOLQUE	INSTRUCTIONS DE REMORQUAGE
<ol style="list-style-type: none"> <li>1. Read operator's manual.</li> <li>2. Use hitch rated for trailer's "gross vehicle weight rating".</li> <li>3. Securely attach trailer to tow vehicle.</li> <li>4. Attach safety chains using a cross pattern.</li> <li>5. Attach breakdown chain to vehicle.</li> <li>6. Check trailer lights.</li> </ol>	<ol style="list-style-type: none"> <li>1. Betriebsvorschrift lesen.</li> <li>2. Anhängervorrichtung verwenden, die der Gesamttriebleistungsleistung des Antriebs entspricht.</li> <li>3. Anhänger sicher am Zugfahrzeug befestigen.</li> <li>4. Sicherheitsketten kreuzweise anbringen.</li> <li>5. Abbremskette am Fahrzeug anbringen.</li> <li>6. Anhängerleuchten prüfen.</li> </ol>	<ol style="list-style-type: none"> <li>1. Lea el manual del operario.</li> <li>2. Utilice un acople correctamente clasificado para la "clase de peso bruto" del vehículo de remolque.</li> <li>3. Asegúrese de acoplar correctamente el remolque al vehículo de remolque.</li> <li>4. Fije en cruz las cadenas de seguridad.</li> <li>5. Fije en el vehículo de remolque la cadena de desdoblamiento.</li> <li>6. Controle las luces del remolque.</li> </ol>	<ol style="list-style-type: none"> <li>1. Lire la notice d'emploi.</li> <li>2. Utiliser un crochet d'attelage conforme au débit nominal du poids brut de véhicule du véhicule tracteur.</li> <li>3. Attacher la remorque fermement au véhicule tracteur.</li> <li>4. Attacher les chaînes de surtente en utilisant une méthode croisée.</li> <li>5. Attacher la chaîne de remorque au véhicule.</li> <li>6. Vérifier les lampes de la remorque.</li> </ol>

*Located on tongue of trailered units.*

01758

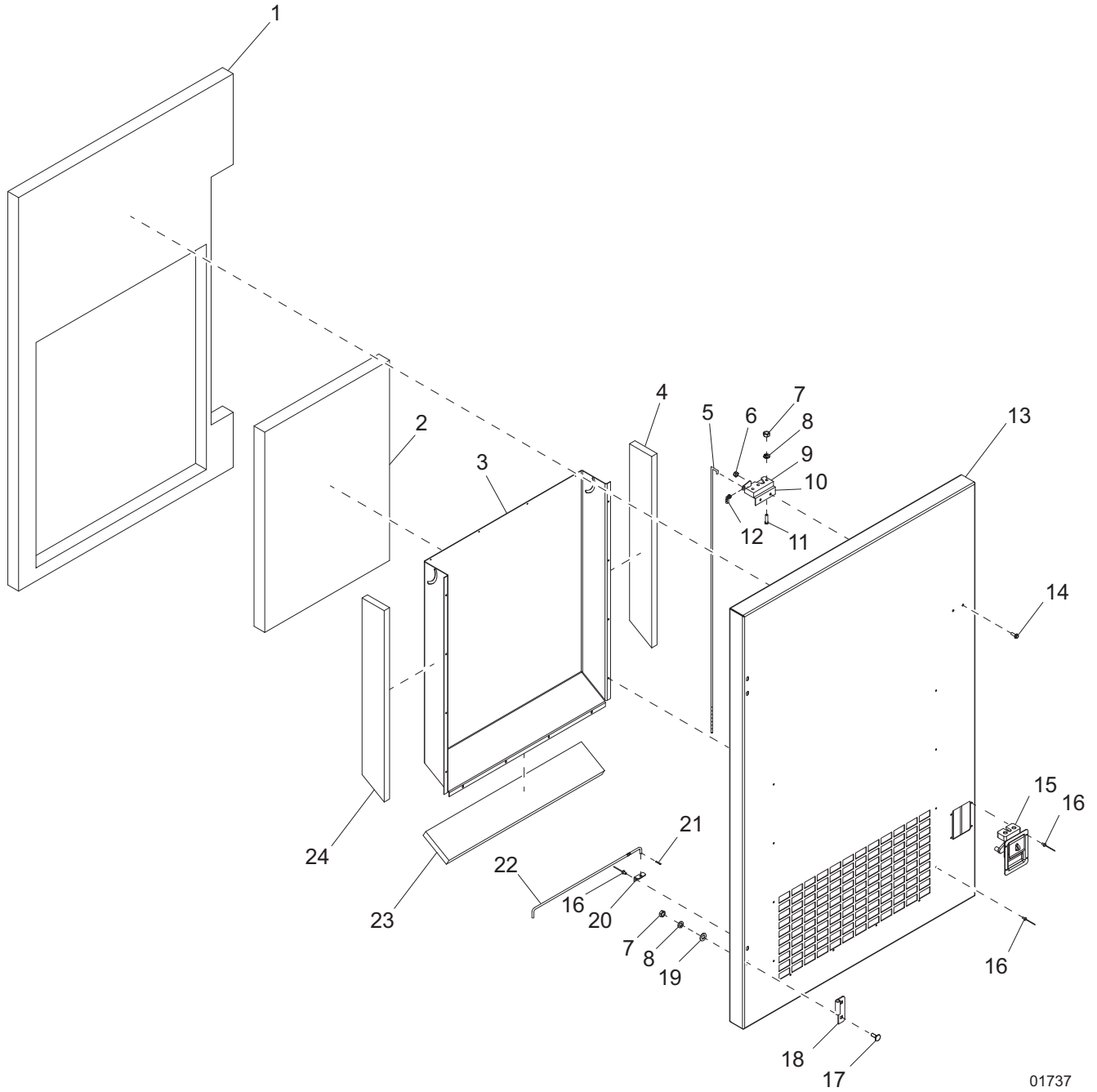
**Note:** All safety and operating decals are located on decal sheet 23826, unless otherwise noted.

# UNIT DECALS - EXTERIOR AND CONTROL BOX



**Note:** All safety and operating decals are located on decal sheet 23826, unless otherwise noted.

# LEFT FRONT DOOR ASSEMBLY - MMG320

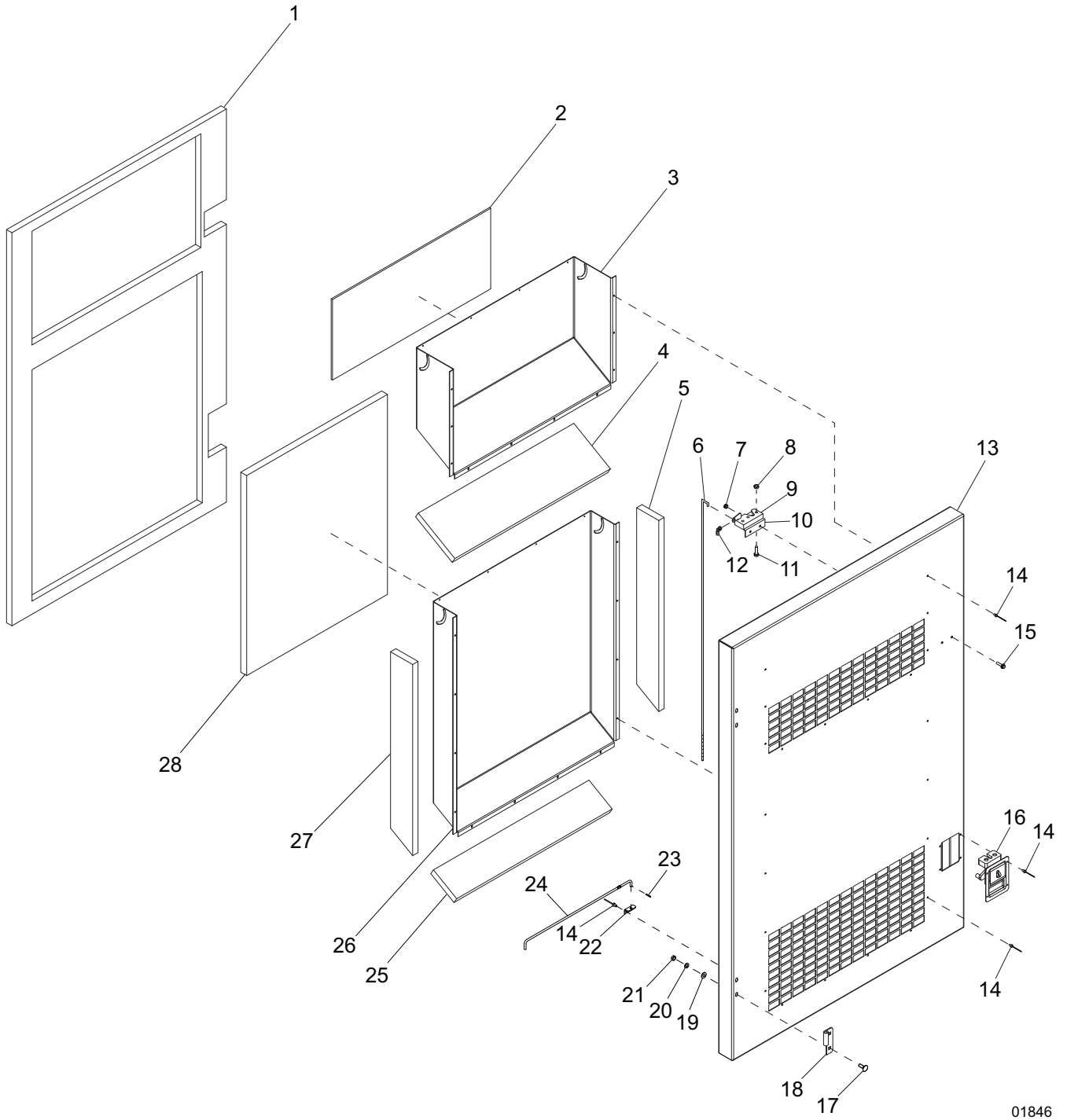


01737

## LEFT FRONT DOOR ASSEMBLY - MMG320

ITEM	PART NO.	QTY	DESCRIPTION	NOTES
1	23749	1	Foam, front left door	
2	23748	1	Foam, front duct face	
3	23725W	1	Duct, door front	
4	23750	1	Foam, front side duct - lft	
5	23714	1	Rod, door actuator - rht	
6	60144	2	Nut, .250 nylock, G5	
7	60285	7	Nut, .312-18 hex, grade 2	
8	60271	7	Washer, .312 split lock	
9	23906	1	Latch, left remote	
10	24045ZC	1	Bracket, left rotary	
11	60256	3	Screw, .312-18 x 1.50 std hex, G5, full thread	
12	23716	1	Clip, rod locking	
13	23638W	1	Door, left front	
14	60479	2	Screw, .250-20 x 1.0 sflg, G5	
15	23641	1	Latch, rotating w/handle	
16	60231	18	Rivet, .188 dia x .375 to .500 grip	
17	61066	4	Screw, .312-18 x 1.0 in. carr sqr, SS	
18	18459	2	Hinge, left (male)	
19	60243	4	Washer, .250 flat .735/.060	
20	20916Z	1	Bracket, prop rod	
21	60048	1	Pin, roll .125 x .625	
22	18900ZC	1	Rod, door prop	
23	23752	1	Foam, front duct - lower	
24	23751	1	Foam, front side duct - rht	

# LEFT FRONT DOOR ASSEMBLY - MMG320CAN, MMG320CAN6

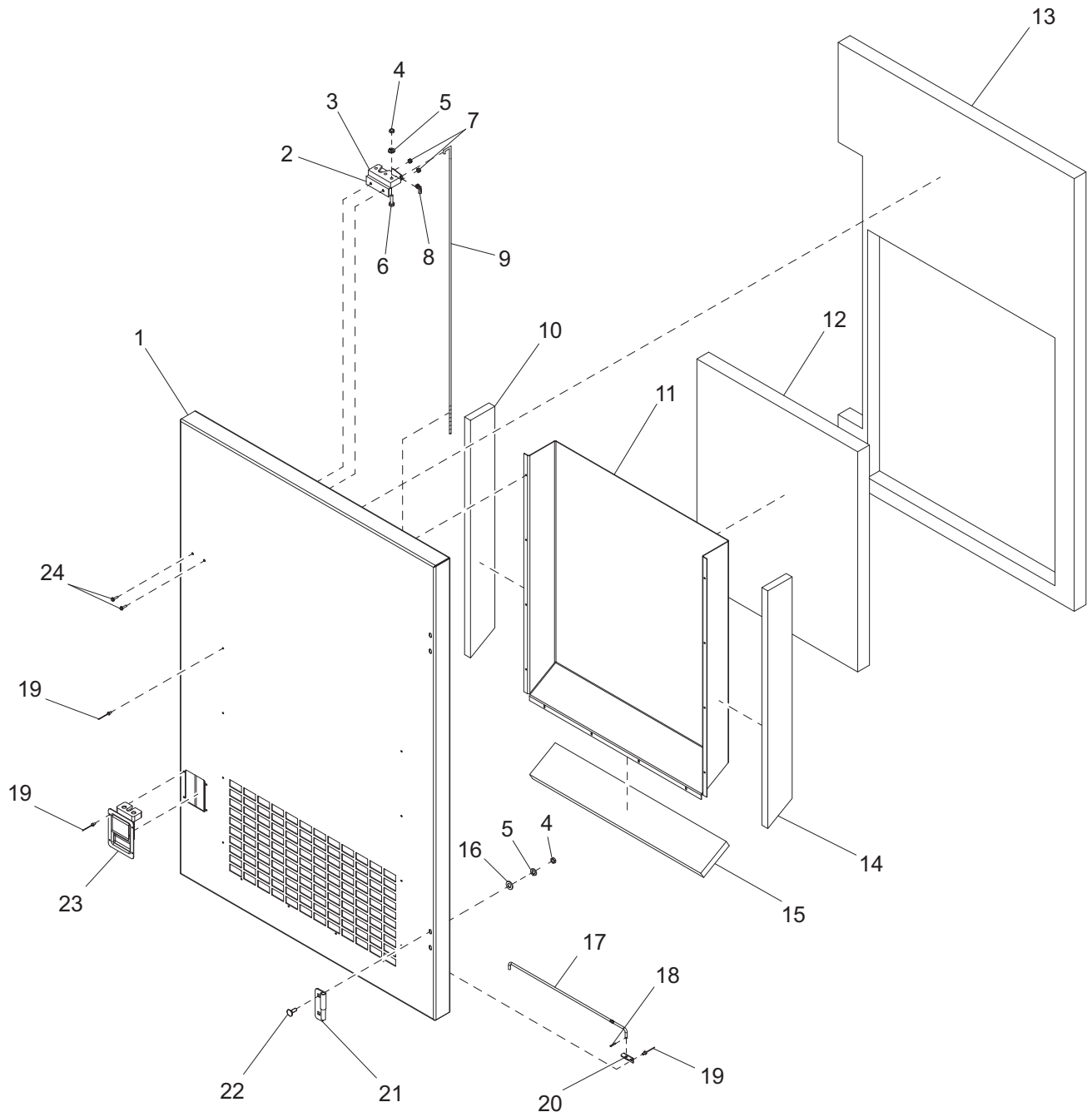


01846

## LEFT FRONT DOOR ASSEMBLY - MMG320CAN, MMG320CAN6

ITEM	PART NO.	QTY	DESCRIPTION	NOTES
1	32595	1	Foam, door panel	
2	32923	1	Insulator, front duct	
3	32581W	1	Duct, front door	
4	32585	1	Foam, duct - lower	
5	23750	1	Foam, front duct - left	
6	23714	1	Rod, door actuator	
7	60161	2	Nut, .250-20 sflg, G5	
8	60095	3	Nut, .312-18 sflg	
9	23906	1	Latch, left remote	
10	24045	1	Bracket, left rotary	
11	60516	3	Screw, .312-18 x 1.25 sflg hex	
12	23716	1	Clip, rod locking	
13	32575W	1	Door, left front	
14	60231	28	Rivet, .188 dia. x .375 to .500 grip	
15	60528	2	Screw, .250-20x.625 sflg hex, G5	
16	23641	1	Latch, rotating - w/handle	
17	61066	4	Screw, .312-18x1.0 carr sqr, SS	
18	18459	2	Hinge, right (male)	
19	60243	4	Washer, .250 flat .735/.060	
20	60701	4	Washer, .312 split lock, SS	
21	60285	4	Nut, .312-18 hex, G2	
22	20916Z	1	Bracket, prop rod	
23	60048	1	Pin, roll - .125x.625	
24	18900ZC	1	Rod, door prop	
25	23752	1	Foam, front duct - lower	
26	23725W	1	Duct, door front	
27	23751	1	Foam, front duct - right	
28	32749	1	Foam, front duct - face	
--	32578	1	Assembly, left front door	Items 1 - 28

# LEFT REAR DOOR ASSEMBLY



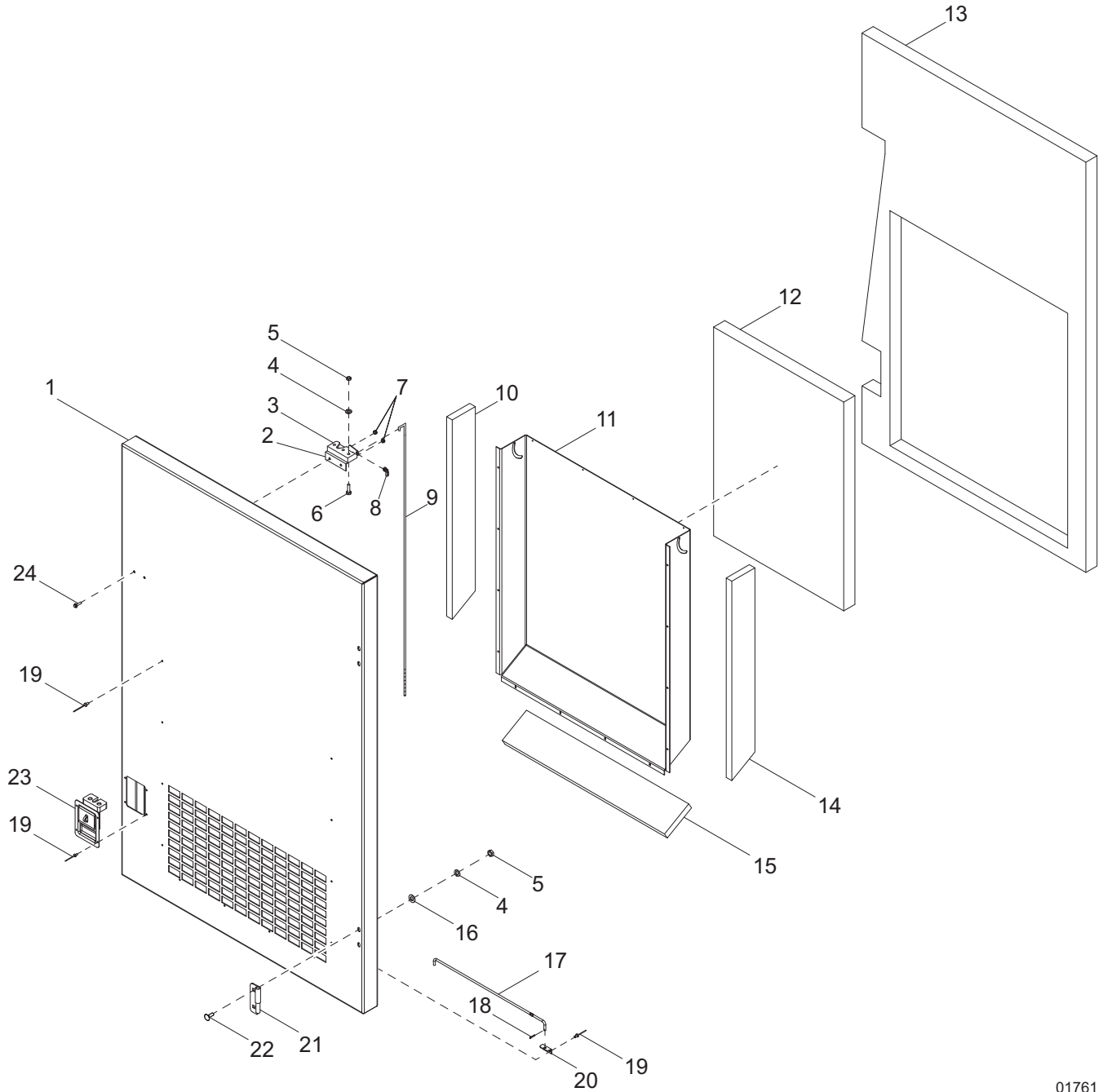
01760



## LEFT REAR DOOR ASSEMBLY

ITEM	PART NO.	QTY	DESCRIPTION	NOTES
1	23637W	1	Door, left rear	
2	24044ZC	1	Bracket, right rotary	
3	23905	1	Latch, right remote	
4	60285	7	Nut, .312-18 hex, grade 2	
5	60271	7	Washer, .312 split lock	
6	60256	3	Screw, .312-18 x 1.50 std hex, G5, full thread	
7	60144	2	Nut, .250 nylock, G5	
8	23717	1	Clip, rod locking	
9	23714	1	Rod, door actuator, right	
10	21965	1	Foam panel - rear duct right	
11	22138W	1	Duct, rear	
12	22184	1	Foam panel, rear duct - face	
13	23747	1	Foam, left rear door	
14	21966	1	Panel, foam - rear duct - left	
15	22185	1	Foam panel, rear duct - lower	
16	60243	4	Washer, .250 flat .735/.060	
17	18900ZC	1	Rod, door prop	
18	60048	1	Pin, roll .125 x .625	
19	60231	18	Rivet, .188 dia x .375 to .500 grip	
20	20916Z	1	Bracket, prop rod	
21	18461	2	Hinge, left (male)	
22	61066	4	Screw, .312-18 x 1.0 in. carr sqr, SS	
23	23641	1	Latch, rotating w/handle	
24	60479	2	Screw, .250-20 x 1.0 sflg, G5	

# RIGHT FRONT DOOR ASSEMBLY - MMG320

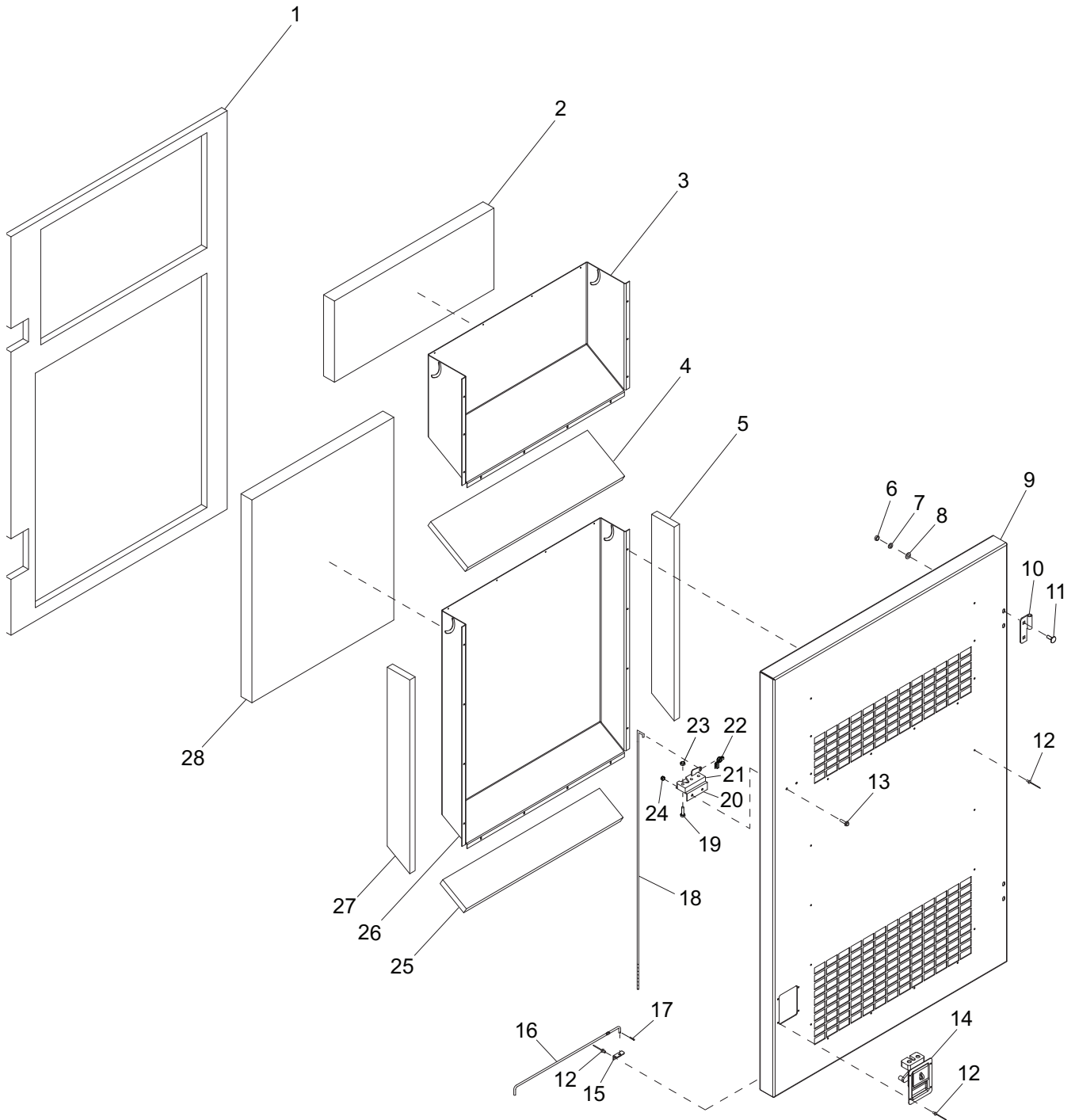


01761

## RIGHT FRONT DOOR ASSEMBLY - MMG320

ITEM	PART NO.	QTY	DESCRIPTION	NOTES
1	23637W	1	Door, right front	
2	24044ZC	1	Bracket, right rotary	
3	23905	1	Latch, right remote	
4	60271	7	Washer, .312 split lock	
5	60285	7	Nut, .312-18 hex, grade 2	
6	60256	3	Screw, .312-18 x 1.50 std hex, G5, full thread	
7	60144	2	Nut, .250-20 nylock, G5	
8	23716	1	Clip, rod locking - right	
9	23714	1	Rod, door actuator, right	
10	23751	1	Foam, front side duct - rht	
11	23725W	1	Duct, door front	
12	23748	1	Foam, front duct face	
13	23747	1	Foam, right front door	
14	23750	1	Foam, front side duct - lft	
15	23752	1	Foam, front duct - lower	
16	60243	4	Washer, .250 flat .735/.060	
17	18900ZC	1	Rod, door prop	
18	60048	1	Pin, roll .125 x .625	
19	60231	18	Rivet, .188 dia x .375 to .500 grip	
20	20916Z	1	Bracket, prop rod	
21	18461	2	Hinge, left (male)	
22	61066	4	Screw, .312-18 x 1.0 in. carr sqr, SS	
23	23641	1	Latch, rotating w/handle	
24	60479	2	Screw, .250-20 x .10 sflg, G5	

# RIGHT FRONT DOOR ASSEMBLY - MMG320CAN, MMG320CAN6

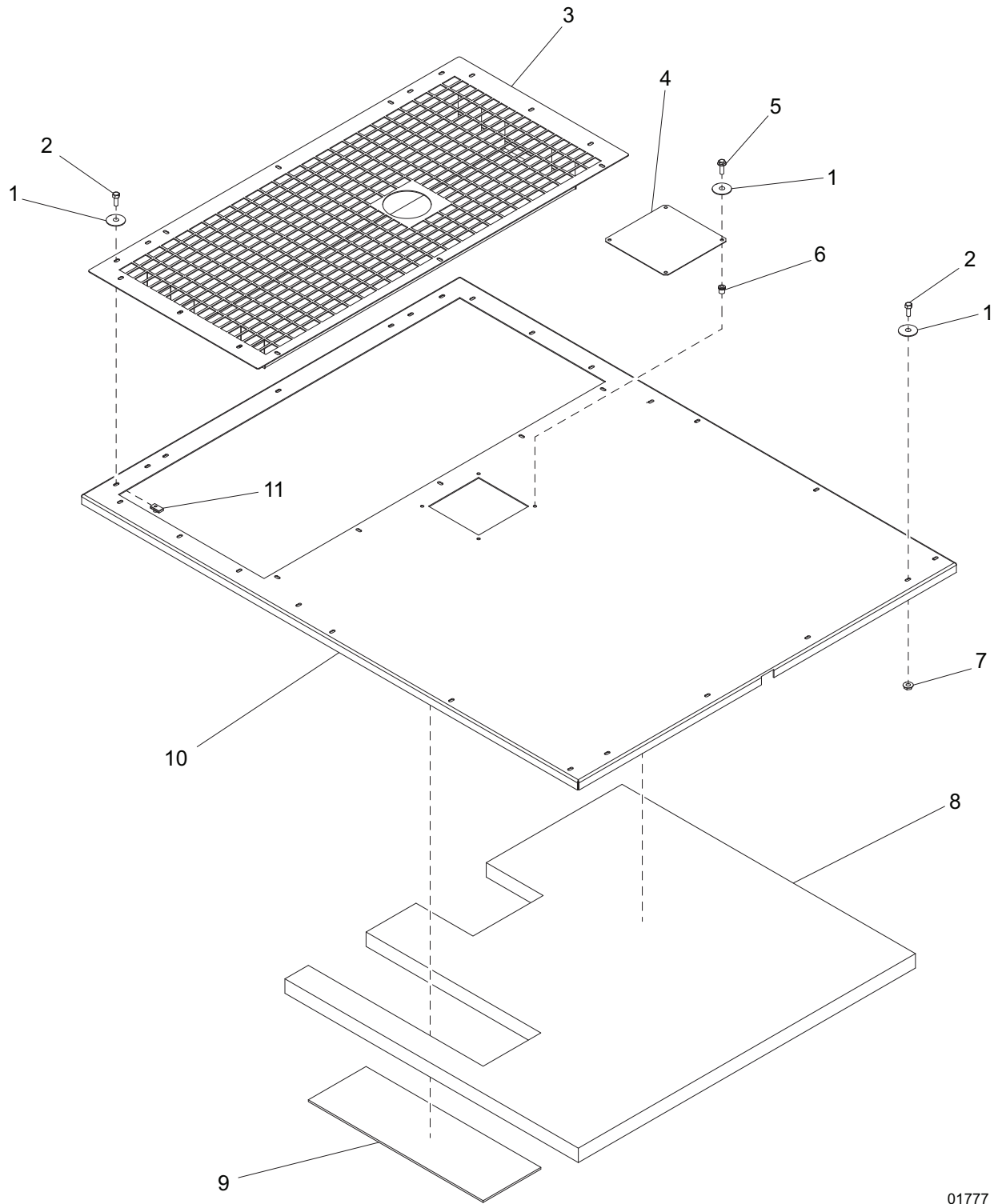


01847

## RIGHT FRONT DOOR ASSEMBLY - MMG320CAN, MMG320CAN6

ITEM	PART NO.	QTY	DESCRIPTION	NOTES
1	32583	1	Foam, right front door	
2	32584	1	Foam, duct - face	
3	32581W	1	Duct, front door	
4	32585	1	Foam, duct - lower	
5	23750	1	Foam, front duct - left	
6	60285	4	Nut, .312-18 hex, G2	
7	60271	4	Washer, .312 split lock, SS	
8	60243	4	Washer, .250 flat .735/.060	
9	32574W	1	Door, right front	
10	18461	2	Hinge, left (male)	
11	61066	4	Screw, .312-18x1.0 carr sqr, SS	
12	60231	28	Rivet, .188 dia. x .375 to .500 grip	
13	60479	2	Screw, .250-20x1.0 sflg hex, G5	
14	23641	1	Latch, rotating - w/handle	
15	20916Z	1	Bracket, prop rod	
16	18900ZC	1	Rod, door prop	
17	60048	1	Pin, roll - .125x.625	
18	23714	1	Rod, door actuator	
19	60516	3	Screw, .312-18x1.250 sflg hex	
20	24044	1	Bracket, right rotary	
21	23905	1	Latch, right remote	
22	23716	1	Clip, rod locking	
23	60095	3	Nut, .312-18 sflg	
24	60161	2	Nut, .250-20 sflg, G5	
25	23752	1	Foam, front duct - lower	
26	23725W	1	Duct, front door	
27	23751	1	Foam, front duct - right	
28	23748	1	Foam, front duct - face	
--	32577	1	Assembly, right front door	Items 1 - 28

# FRONT ROOF PANEL ASSEMBLY - MMG320

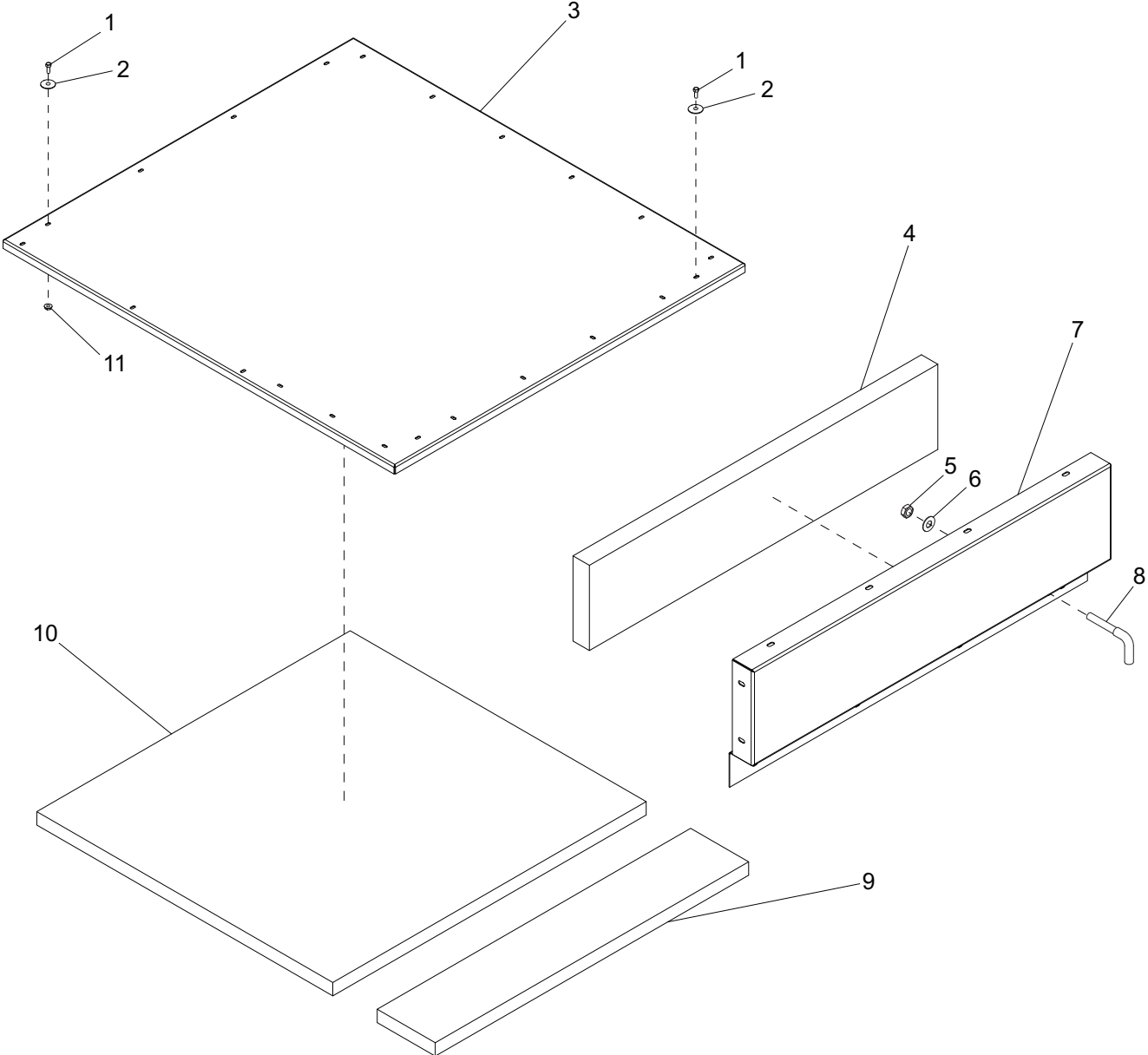


01777

## FRONT ROOF PANEL ASSEMBLY - MMG320

ITEM	PART NO.	QTY	DESCRIPTION	NOTES
1	60452	34	Washer, .313 flat 1.125/1.0, Bnd Rbr, SS	
2	60507	30	Screw, .312-18 x 1.0 std hex, SS	
3	23723W	1	Weldment, roof insert	
4	25053W	1	Panel, access	
5	63312	4	Screw, .250-20 x .750 sflg hex, SS	
6	62132	4	Insert, threaded .250-20 splined .027-.165 grip	
7	60095	8	Nut, .312-18 sflg	
8	23761	1	Foam, front roof	
9	23762	1	Insulation, ceramic roof - front roof insert	
10	23635W	1	Panel, front roof	
11	60505	16	Nut, .312-18, U-clip – long type	

REAR ROOF PANEL ASSEMBLY - MMG320

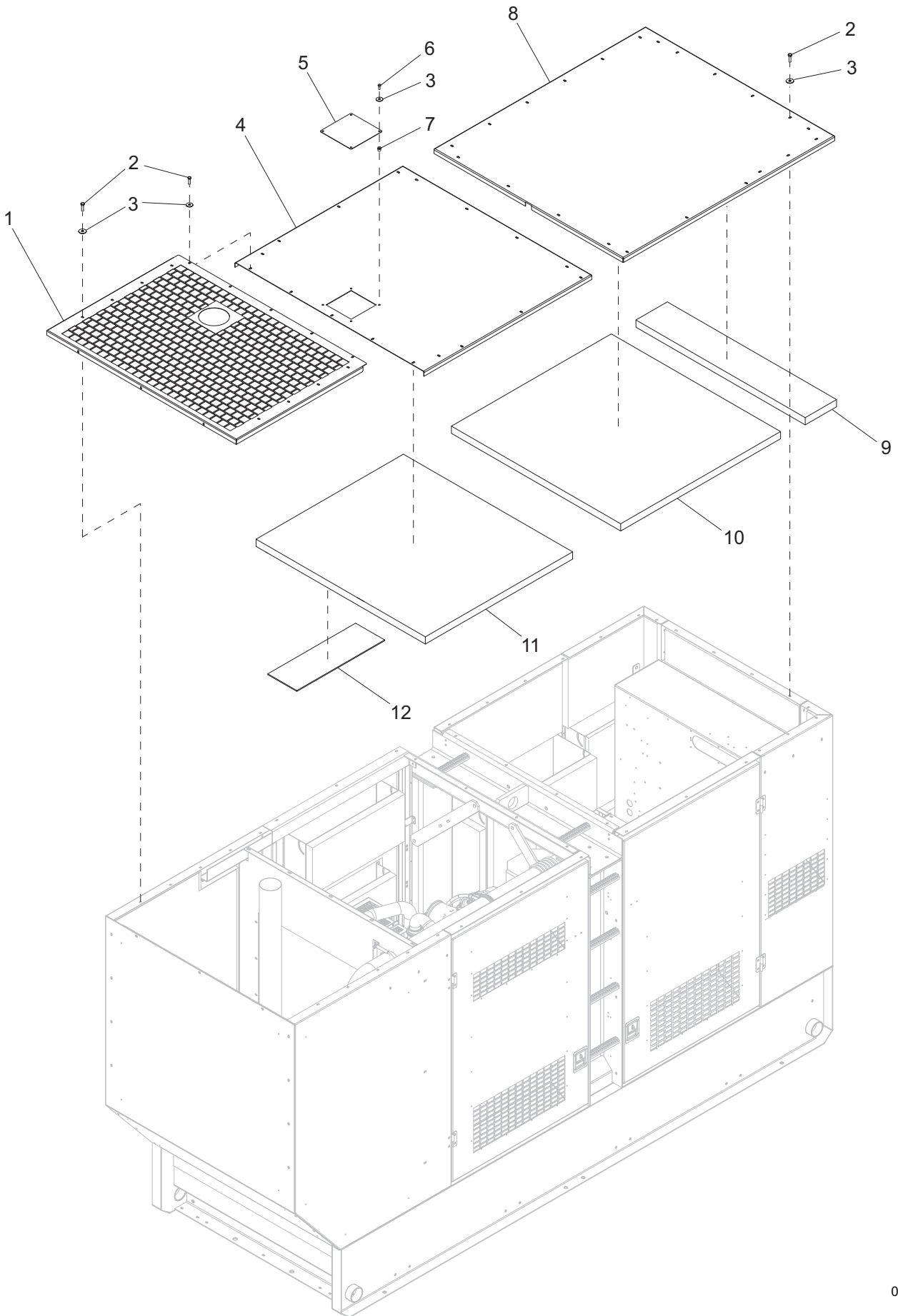




## REAR ROOF PANEL ASSEMBLY - MMG320

ITEM	PART NO.	QTY	DESCRIPTION	NOTES
1	60507	22	Screw, .312-18 x 1.0 std hex, SS	
2	60452	22	Washer, .313 flat 1.125/1.0, Bnd Rbr, SS	
3	23634W	1	Panel, rear roof	
4	23746	1	Foam, rear panel upper	
5	24046	1	Striker nut, .438-14	
6	24196	1	Washer, striker pin - int. thrd.	
7	23668W	1	Panel, rear cont. box upper	
8	24043ZC	1	Striker, short pin	
9	23768	1	Foam, rear roof - small	
10	23760	1	Foam, rear roof - large	
11	60095	4	Nut, .312-18 sflg	

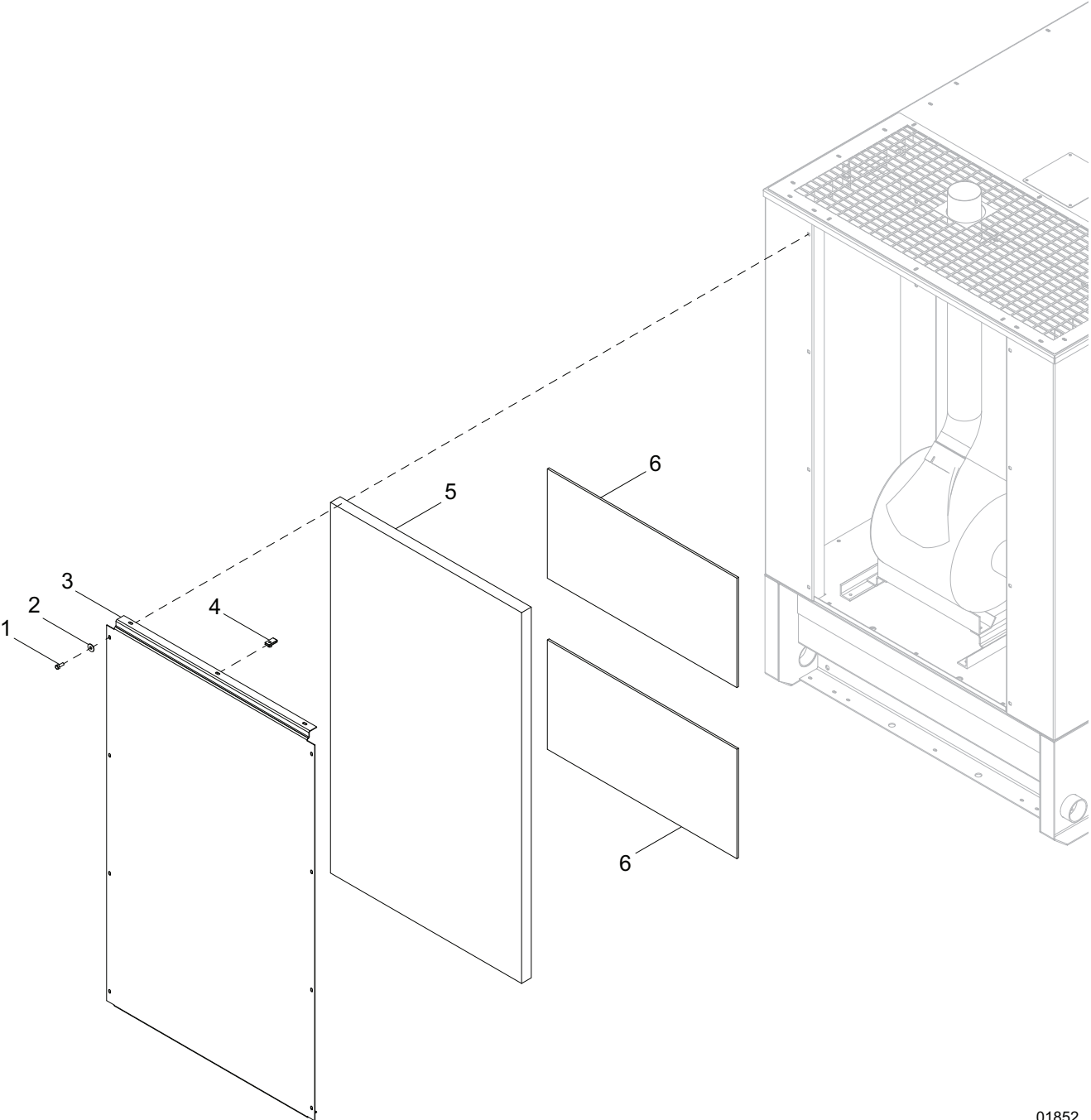
# ROOF ASSEMBLY - MMG320CAN, MMG320CAN6



## ROOF ASSEMBLY - MMG320CAN, MMG320CAN6

ITEM	PART NO.	QTY	DESCRIPTION	NOTES
1	32777B	1	Panel, front roof insert	
2	60507	36	Screw, .312-18x1.0 std hex, SS	
3	60452	36	Washer, .313 flat 1.125/1.0, SS	Bonded rubber
4	30125W	1	Panel, front roof	
5	25053W	1	Panel, access	
6	60261	4	Screw, M6-1.0x20 std hex, SS	
7	60023	4	Insert, M6 threaded fastener	
8	23634W	1	Panel, rear roof	
9	23768	1	Foam, rear roof - small	
10	23760	1	Foam, rear roof - large	
11	50425	1	Foam, sheet - .25 x 48.0 x 72	
12	23982	1	Insulation, ceramic roof	
--	32003	1	Assembly, front roof	
--	23763	1	Assembly, rear roof	

**FRONT PANEL ASSEMBLY - MMG320**

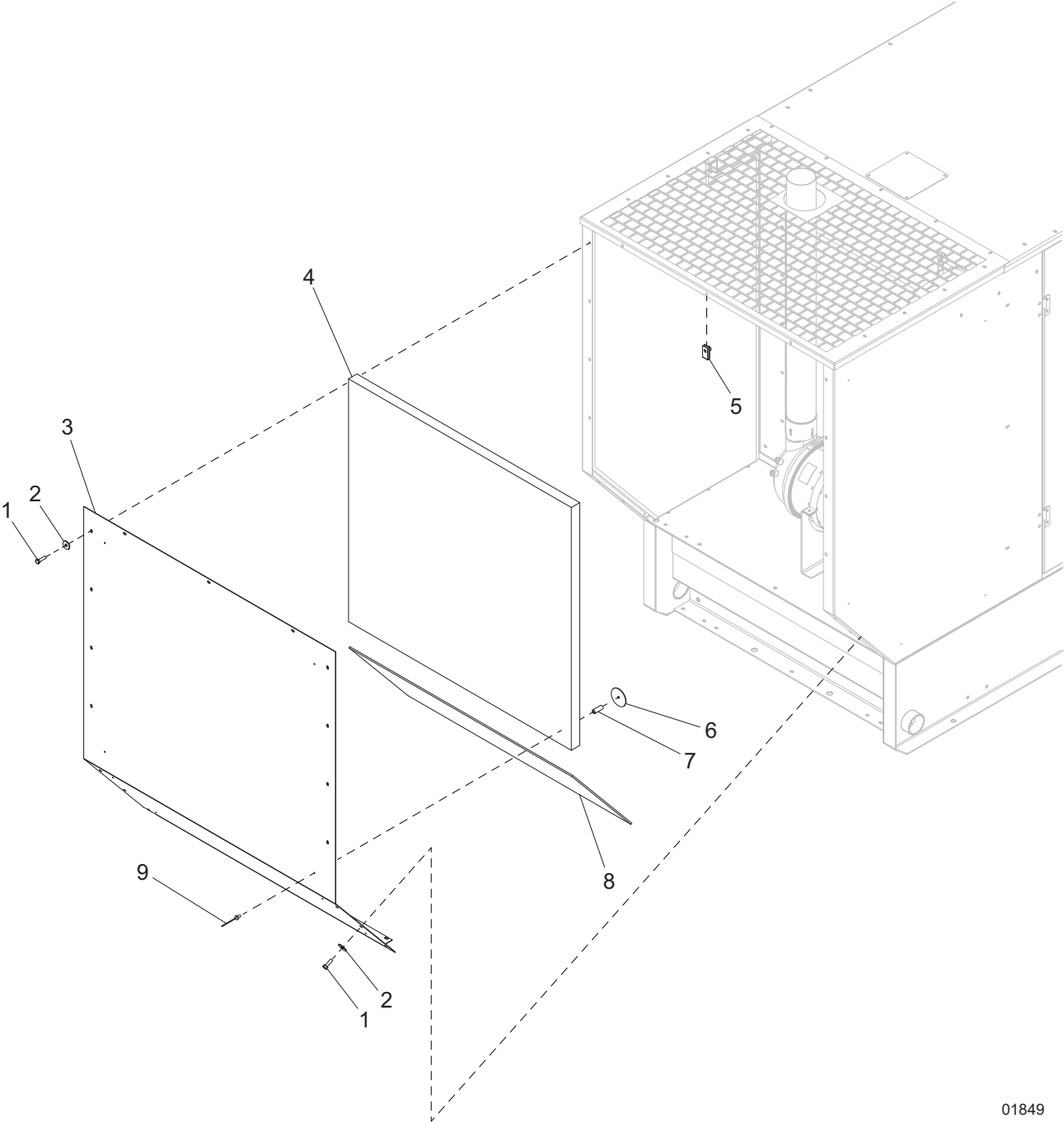


01852

## FRONT PANEL ASSEMBLY - MMG320

ITEM	PART NO.	QTY	DESCRIPTION	NOTES
1	60507	8	Screw, .312-18 x 1.0 std hex, SS	
2	60452	8	Washer, .313 flat 1.125/1.0, Bnd Rbr, SS	
3	23629W	1	Panel, front	
4	60505	3	Nut, .312-18, U-clip – long type	
5	23757	1	Foam, front panel	
6	23982	2	Insulation, ceramic	

FRONT PANEL ASSEMBLY - MMG320CAN, MMG320CAN6

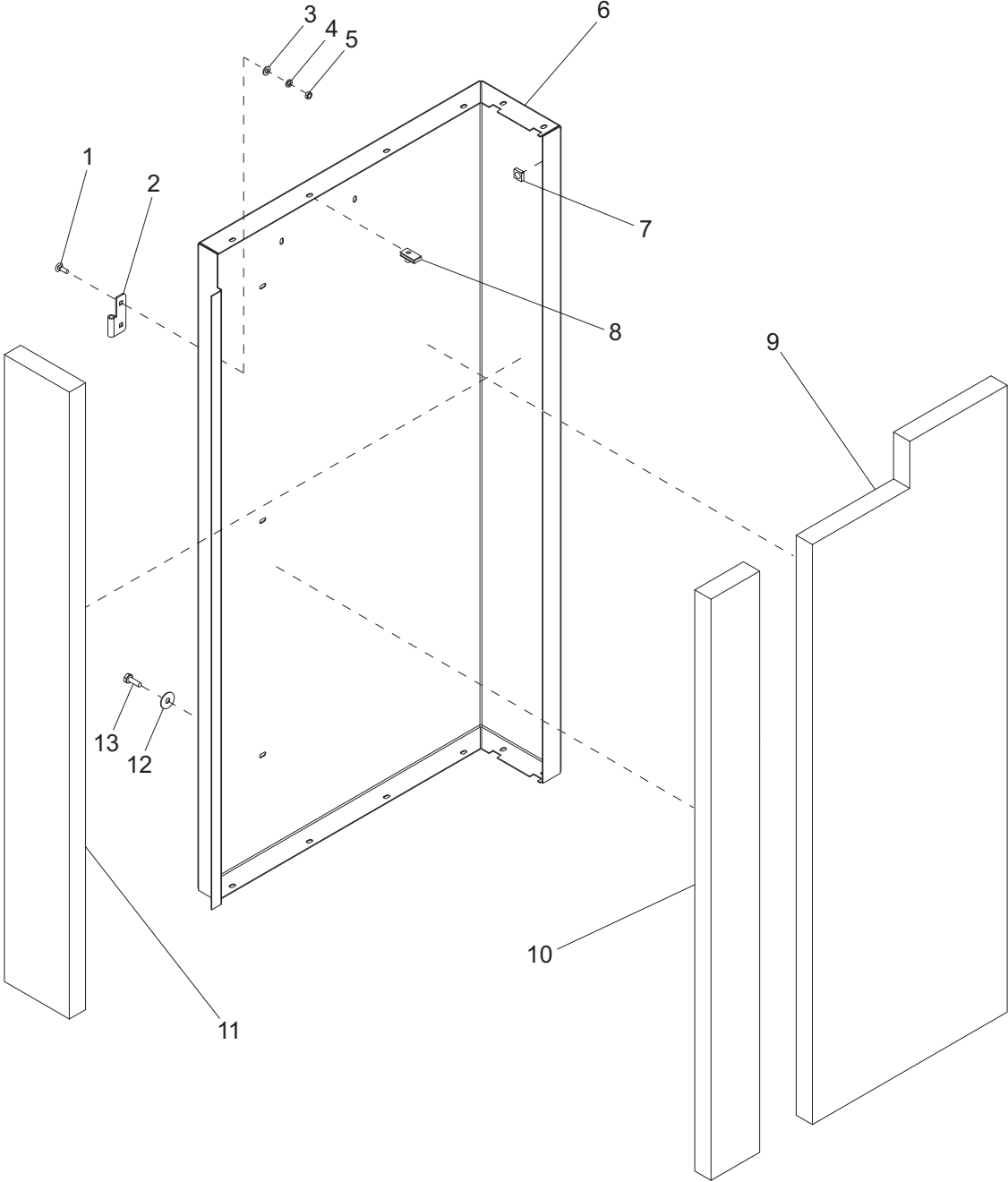


01849

## FRONT PANEL ASSEMBLY - MMG320CAN, MMG320CAN6

ITEM	PART NO.	QTY	DESCRIPTION	NOTES
1	60507	17	Screw, .312-18x1.0 std hex, SS	
2	60452	17	Washer, .313 flat 1.125/1.0, SS	Bonded rubber
3	30126W	1	Panel, front	
4	32313	1	Foam, front top	
5	60505	17	Nut, .312-18 U-clip	
6	30847	8	Retainer, foam - .188 hole	
7	32251	4	Spacer, steel .195 ID/.312 ODx.685 long	
8	32314	1	Foam, front lower	
9	61155	8	Rivet, .188 dia. x .438-.750 grip	

**LEFT FRONT CORNER ASSEMBLY - MMG320**

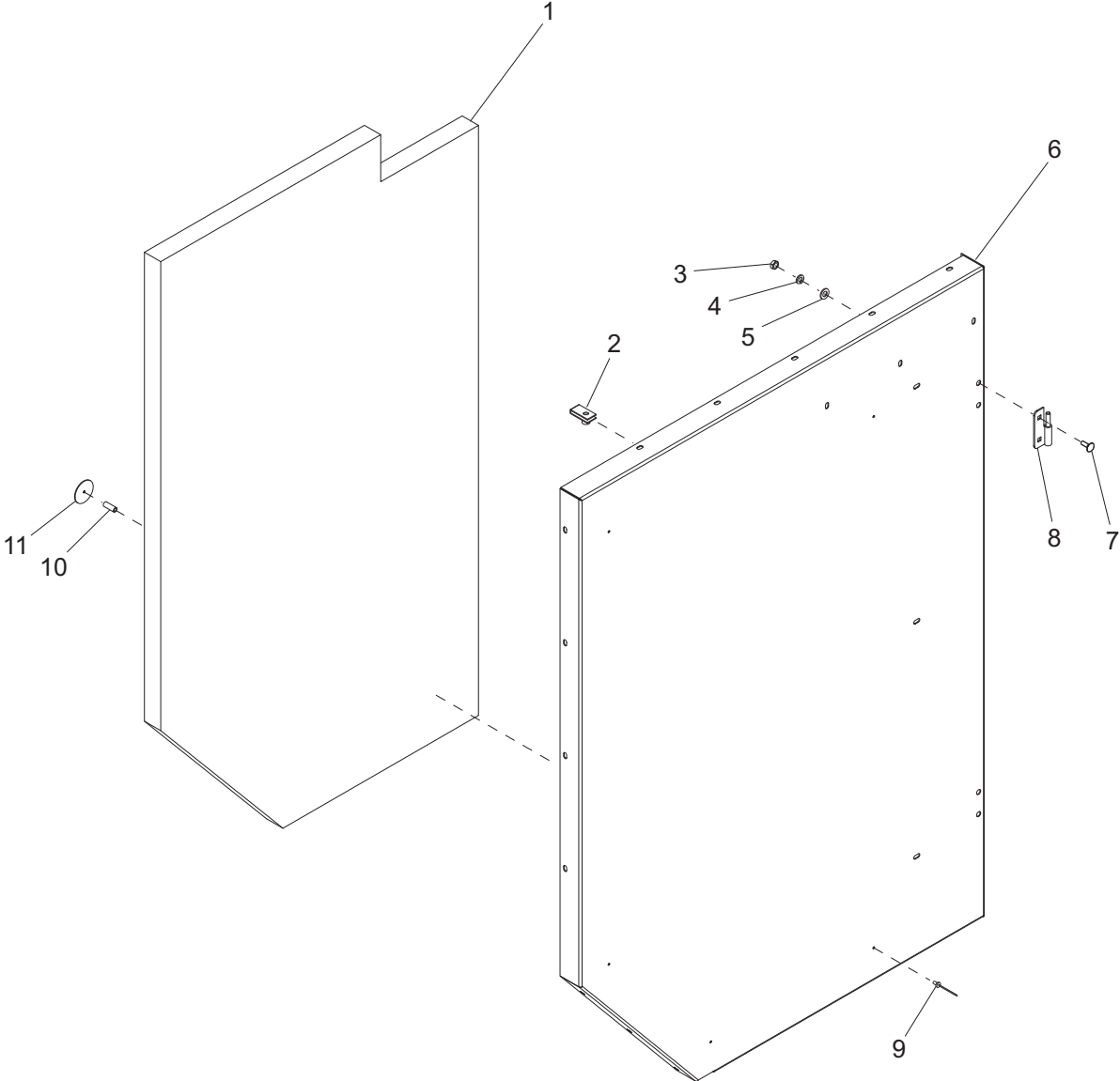




## LEFT FRONT CORNER ASSEMBLY - MMG320

ITEM	PART NO.	QTY	DESCRIPTION	NOTES
1	61066	4	Screw, .312-18 x 1.0 in. carr sqr, SS	
2	18462	2	Hinge, right (female)	
3	60243	4	Washer, .250 flat .735/.060	
4	60271	4	Washer, .312 split lock	
5	60285	4	Nut, .312-18 hex, grade 2	
6	23621W	1	Panel, front left corner	
7	15425	4	Nut, .312-18 cage	
8	60505	6	Nut, .312-18, U-clip – long type	
9	23755	1	Foam, front left side	
10	23753	1	Foam, front side - small	
11	23756	1	Foam, front corner	
12	60452	6	Washer, .313 flat 1.125/1.0, Bnd Rbr, SS	
13	60507	6	Screw, .312-18 x 1.0 std hex, SS	

LEFT FRONT PANEL ASSEMBLY - MMG320CAN, MMG320CAN6

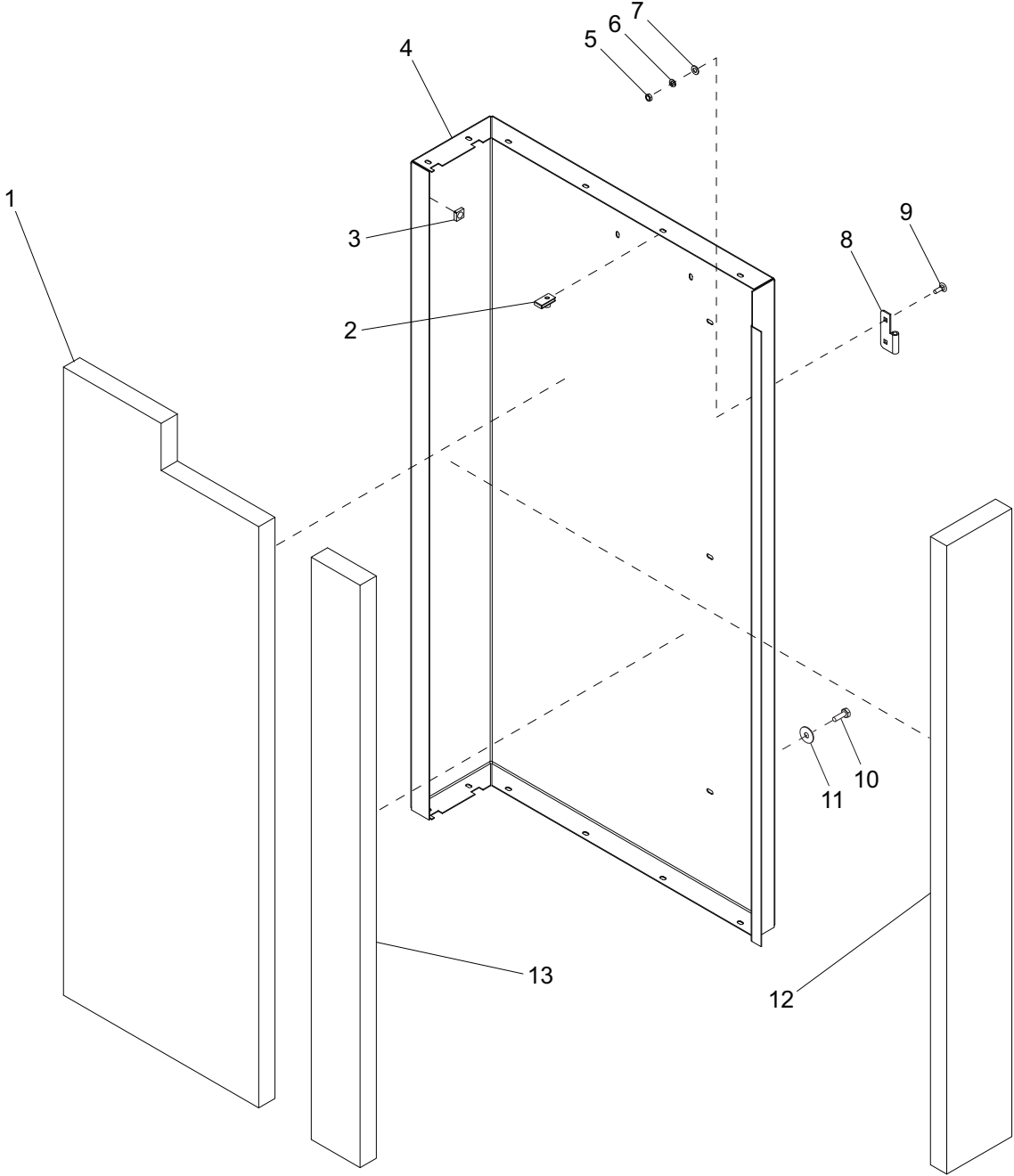


01850

## LEFT FRONT PANEL ASSEMBLY - MMG320CAN, MMG320CAN6

ITEM	PART NO.	QTY	DESCRIPTION	NOTES
1	32279	1	Foam, left front	
2	60505	12	Nut, .312-18 U-clip	
3	60285	4	Nut, .312-18 hex, G2	
4	60271	4	Washer, .312 split lock	
5	60243	4	Washer, .250 flat .735/.060	
6	30124W	1	Panel, left front	
7	61066	4	Screw, .312-18x1.0 carr sqr, SS	
8	18459	2	Hinge, right (male)	
9	61155	5	Rivet, .188 dia. x .438-.750 grip	
10	32251	5	Spacer, steel .195 ID/.312 ODx.685 long	
11	30847	5	Retainer, foam - .188 hole	
--	31985	1	Assembly, left front panel	Items 1 - 11

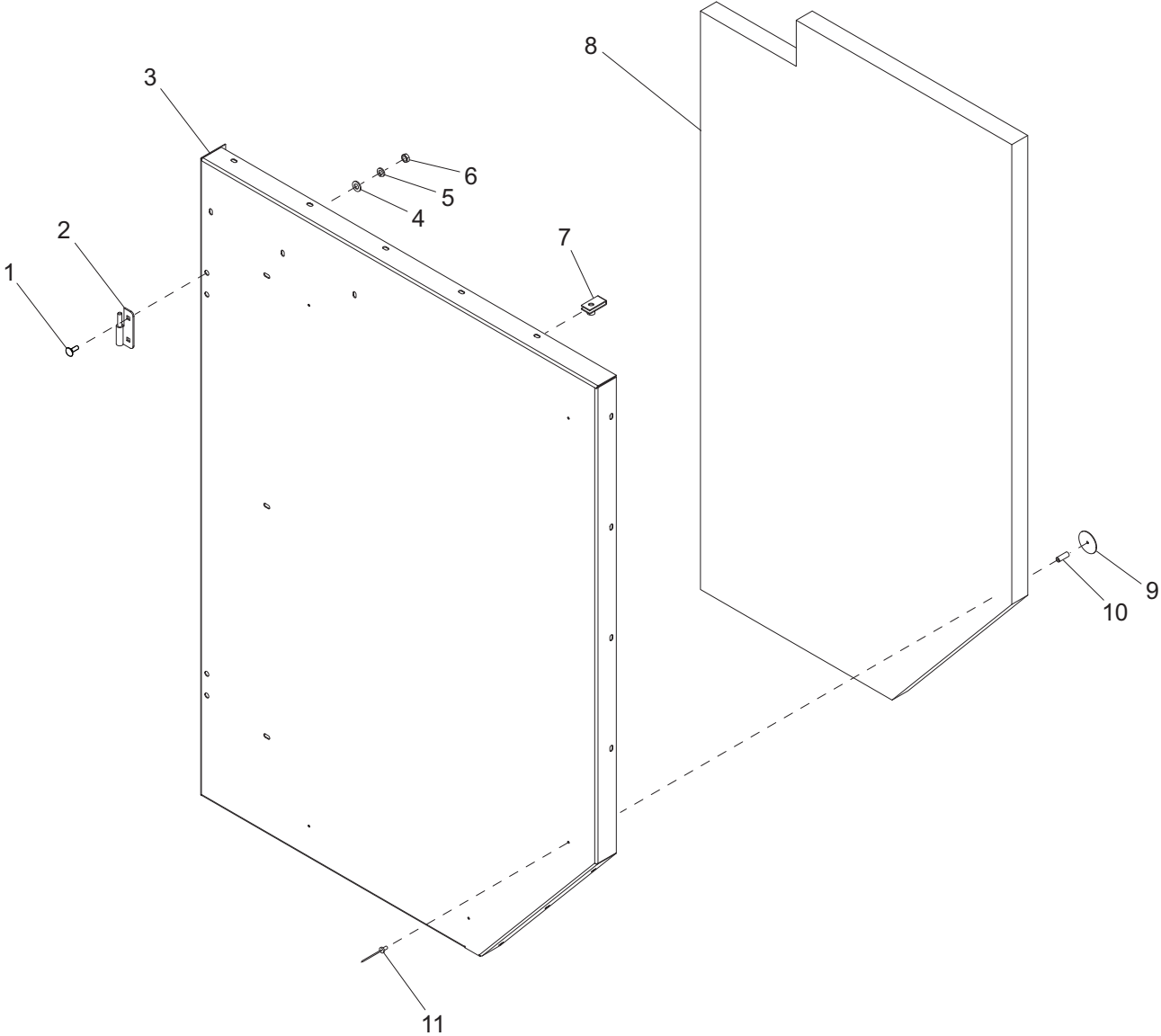
RIGHT FRONT CORNER ASSEMBLY - MMG320



## RIGHT FRONT CORNER ASSEMBLY - MMG320

ITEM	PART NO.	QTY	DESCRIPTION	NOTES
1	23754	1	Foam, front right side	
2	60505	6	Nut, .312-18, U-clip – long type	
3	15425	4	Nut, .312-18 cage	
4	23620W	1	Panel, front right corner	
5	60285	4	Nut, .312-18 hex, grade 2	
6	60271	4	Washer, .312 split lock	
7	60243	4	Washer, .250 flat .735/.060	
8	18460	2	Hinge, left (female)	
9	61066	4	Screw, .312-18 x 1.0 in. carr sqr, SS	
10	60507	6	Screw, .312-18 x 1.0 std hex, SS	
11	60452	6	Washer, .313 flat 1.125/1.0, Bnd Rbr, SS	
12	23756	1	Foam, front corner	
13	23753	1	Foam, front side - small	

**RIGHT FRONT PANEL ASSEMBLY - MMG320CAN, MMG320CAN6**

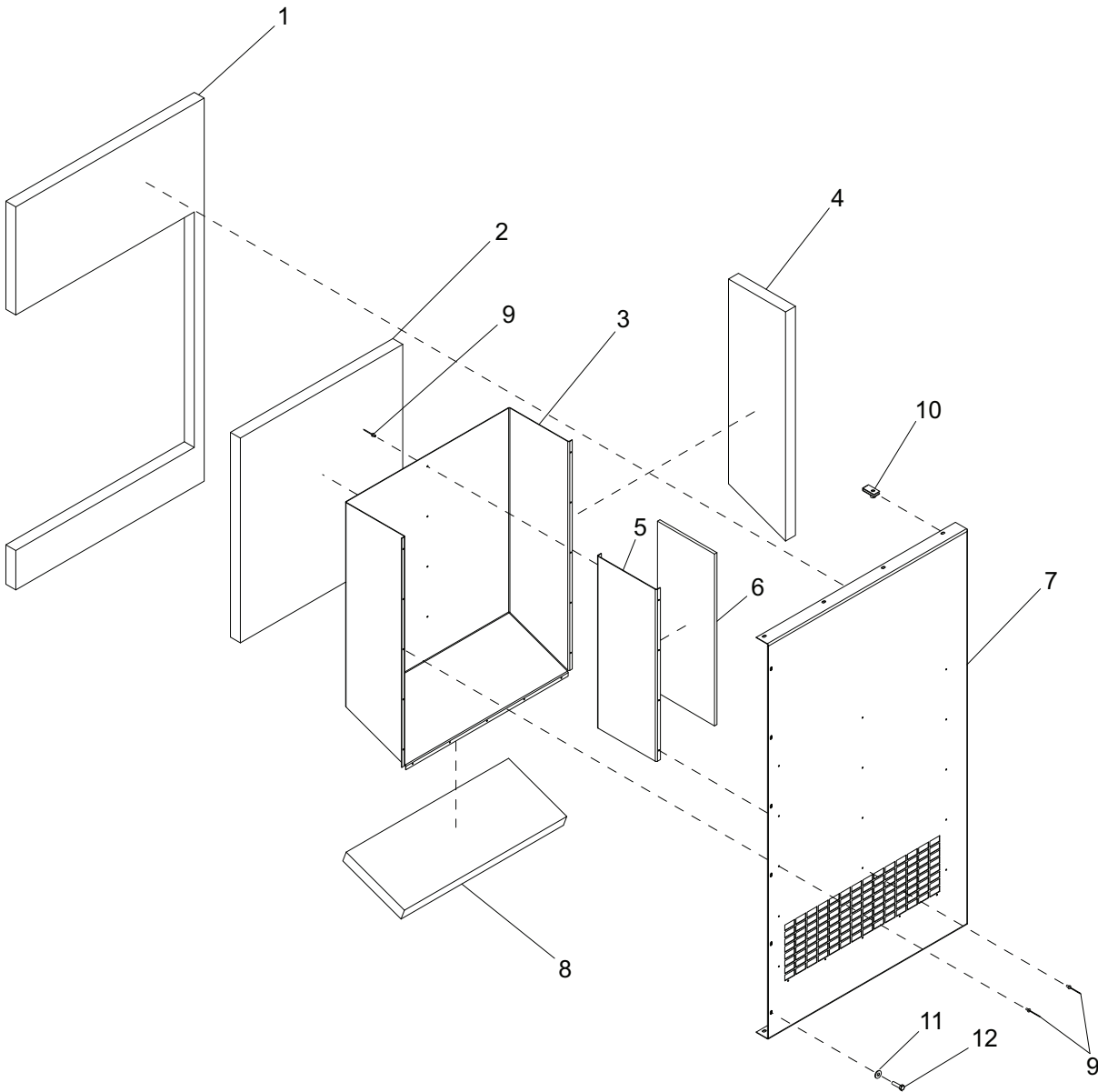


01851

## RIGHT FRONT PANEL ASSEMBLY - MMG320CAN, MMG320CAN6

ITEM	PART NO.	QTY	DESCRIPTION	NOTES
1	61066	4	Screw, .312-18x1.0 carr sqr, SS	
2	18461	2	Hinge, left (male)	
3	30123W	1	Panel, right front	
4	60243	4	Washer, .250 flat .735/.060	
5	60271	4	Washer, .312 split lock	
6	60285	4	Nut, .312-18 hex, G2	
7	60505	12	Nut, .312-18 U-clip	
8	32278	1	Foam, right front	
9	30847	5	Retainer, foam - .188 hole	
10	32251	5	Spacer, steel .195 ID/.312 ODx.685 long	
11	61155	5	Rivet, .188 dia. x .438-.750 grip	
--	31894	1	Assembly, right front panel	Items 1 - 11

**RIGHT REAR PANEL ASSEMBLY**

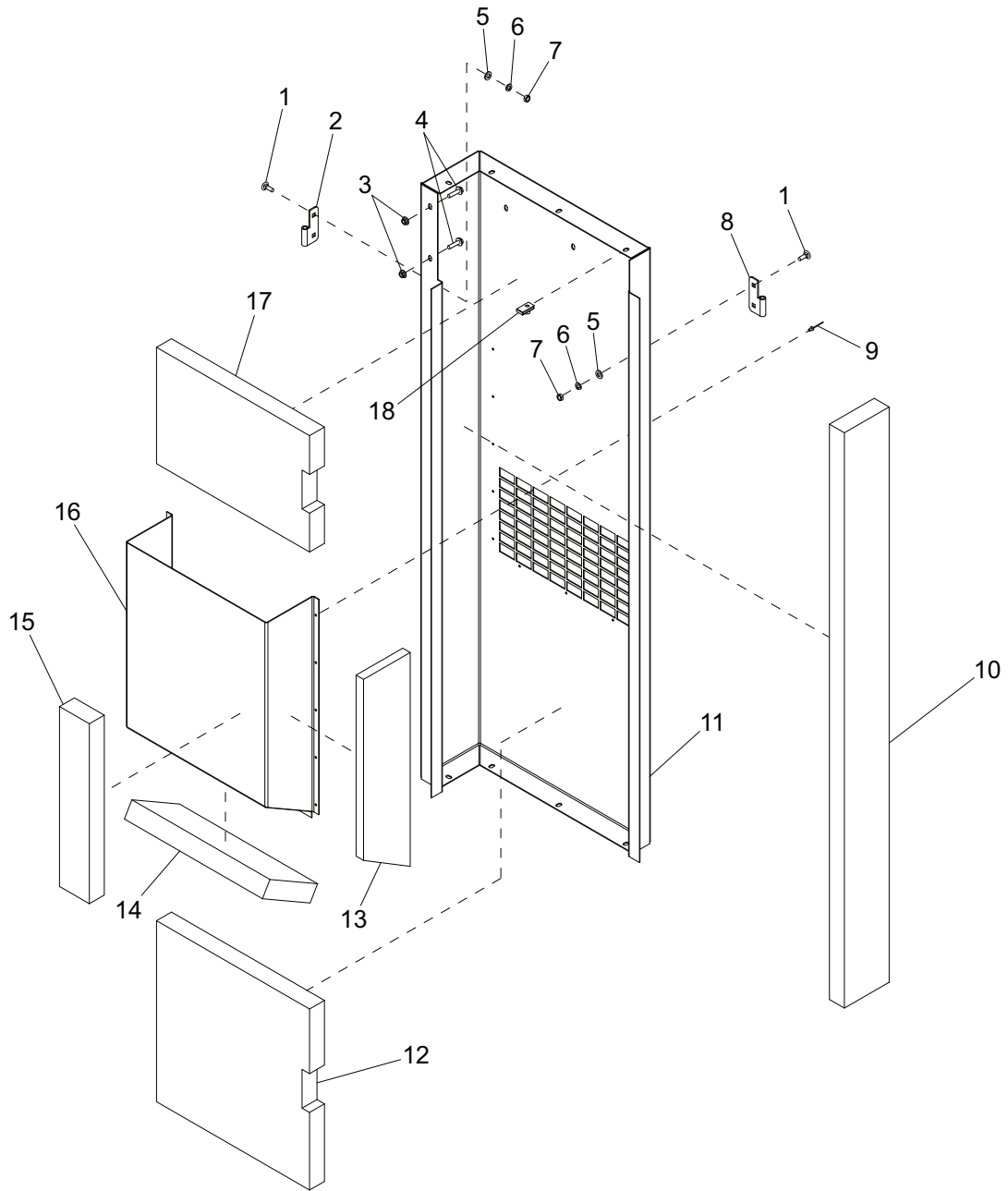




## RIGHT REAR PANEL ASSEMBLY

ITEM	PART NO.	QTY	DESCRIPTION	NOTES
1	23744	1	Foam, rear right upper	
2	23742	1	Foam, rear duct face	
3	23721W	1	Panel, duct, right side	
4	23740	1	Foam, rear duct, left	
5	23722B	1	Panel, duct baffle	
6	23745	1	Foam, side duct baffle	
7	23859W	1	Panel, rear right	
8	23743	1	Foam, rear duct - lower	
9	60231	23	Rivet, .188 dia x .375 to .500 grip	
10	60505	4	Nut, .312-18, U-clip – long type	
11	60452	6	Washer, .313 flat 1.125/1.0, Bnd Rbr, SS	
12	60507	6	Screw, .312-18 x 1.0 std hex, SS	

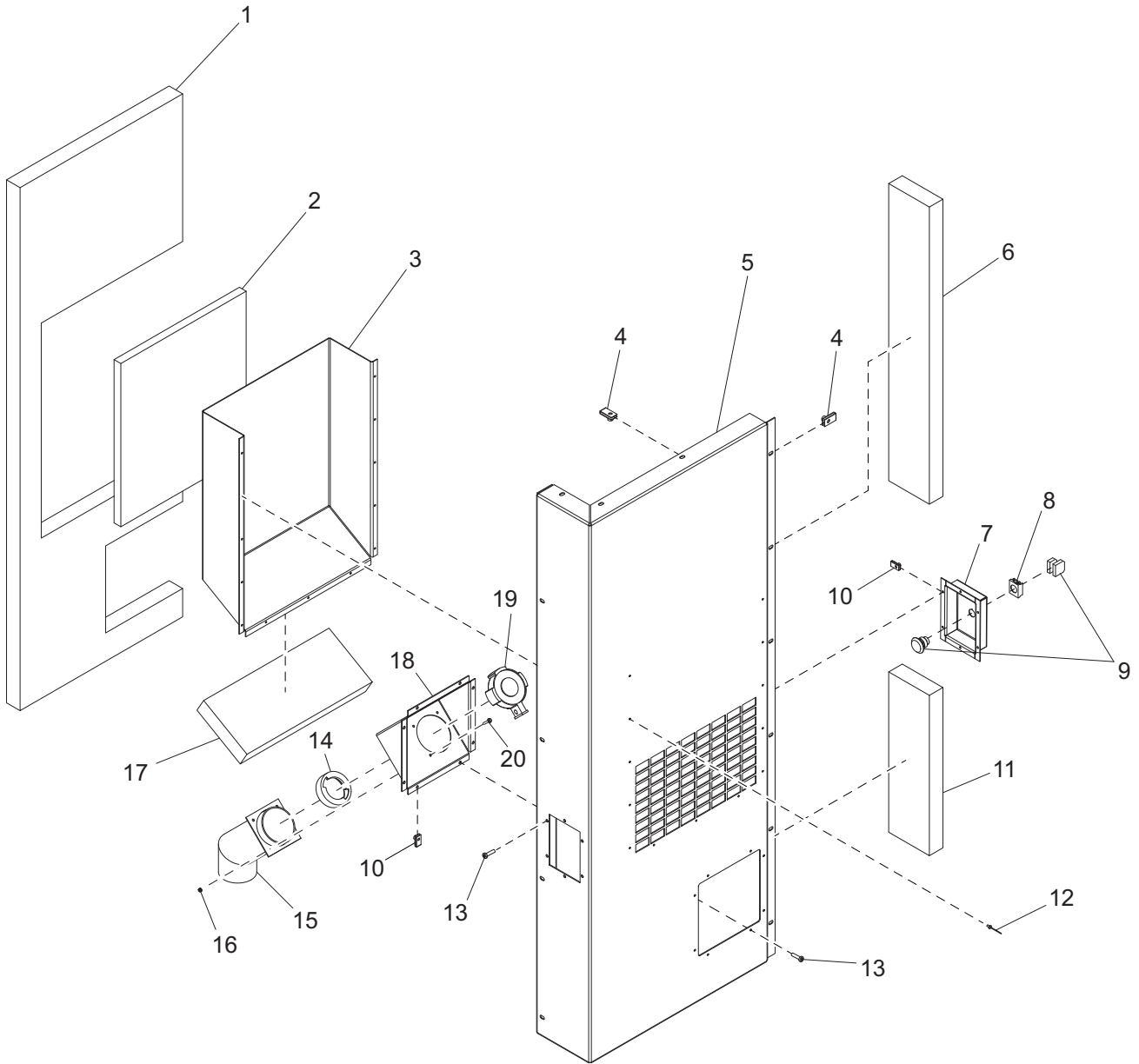
# LEFT REAR CORNER ASSEMBLY



## LEFT REAR CORNER ASSEMBLY

ITEM	PART NO.	QTY	DESCRIPTION	NOTES
1	61066	8	Screw, .312-18 x 1.0 in. carr sqr, SS	
2	18460	2	Hinge, left (female)	
3	60095	2	Nut, .312-18 sflg	
4	61091	2	Screw, .312-18 x 1.0 in. sflg, G5	
5	60243	8	Washer, .250 flat .735/.060	
6	60271	8	Washer, .312 split lock	
7	60285	8	Nut, .312-18 hex, grade 2	
8	18462	2	Hinge, right (female)	
9	60231	13	Rivet, .188 dia x .375 to .500 grip	
10	23734	1	Foam, rear left corner	
11	23623W	1	Panel, rear left corner	
12	23736	1	Foam, rear left lower	
13	21971	1	Foam, small duct left	
14	22001	1	Foam, rear left duct lower	
15	23737	1	Foam, rear left side duct	
16	21900W	1	Duct, rear corner	
17	23735	1	Foam, rear left corner upper	
18	60505	4	Nut, .312-18, U-clip – long type	

# RIGHT REAR CORNER ASSEMBLY

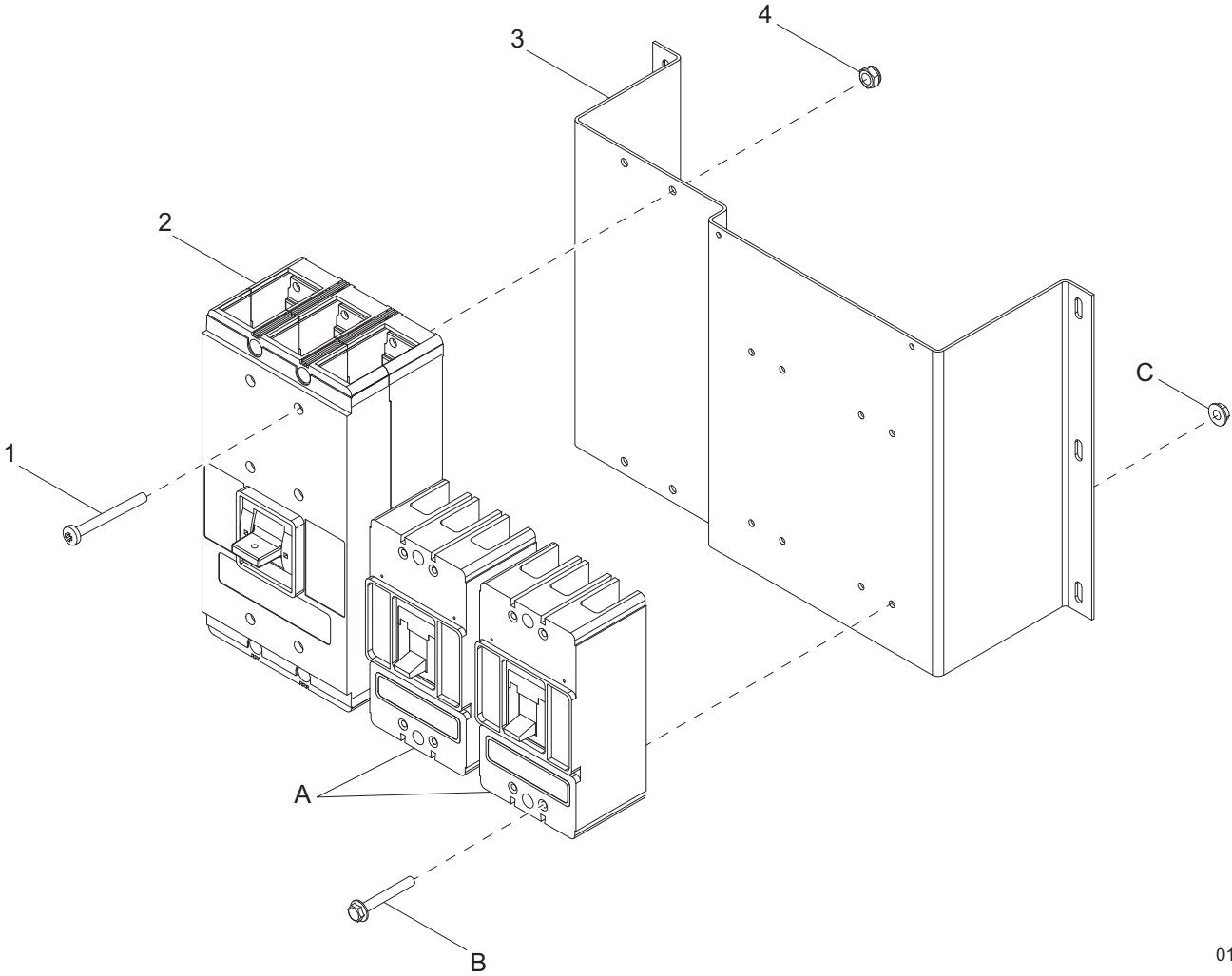


01853

## RIGHT REAR CORNER ASSEMBLY

ITEM	PART NO.	QTY	DESCRIPTION	NOTES
1	23917	1	Foam, rear right corner	
2	22000	1	Foam, panel - rear left duct face	
3	21900W	1	Duct, rear corner	
4	60505	9	Nut, .312-18, U-clip – long type	
5	23858W	1	Panel, rear right corner	
6	23738	1	Foam, rear right corner upper	
7	30645	1	Panel, emergency stop	
8	65470	1	Switch, E-stop operator	
9	22550	1	Switch, E-stop – 2NO/1NC	
10	60730	14	Nut, 8-32 U-clip - spring steel	
11	23739	1	Foam, rear right corner lower	
12	60231	13	Rivet, .188 dia x .375 to .500 grip	
13	60694	14	Screw, 8-32 x .75 pan phil, SS	
14	23830	1	Insert, plastic fuel 3.5 in	
15	23710B	1	Weldment, 3.50 fuel fill neck	
16	60144	4	Nut, .250 nylock, G5	
17	22001	1	Foam, rear left duct - lower	
18	23697B	1	Panel, fuel inlet	
19	23707	1	Cap, fuel fill - 3.50	
20	60479	4	Screw, .250-20 x .10 sflg, G5	

# CIRCUIT BREAKER ASSEMBLY



01762

## CIRCUIT BREAKER ASSEMBLY

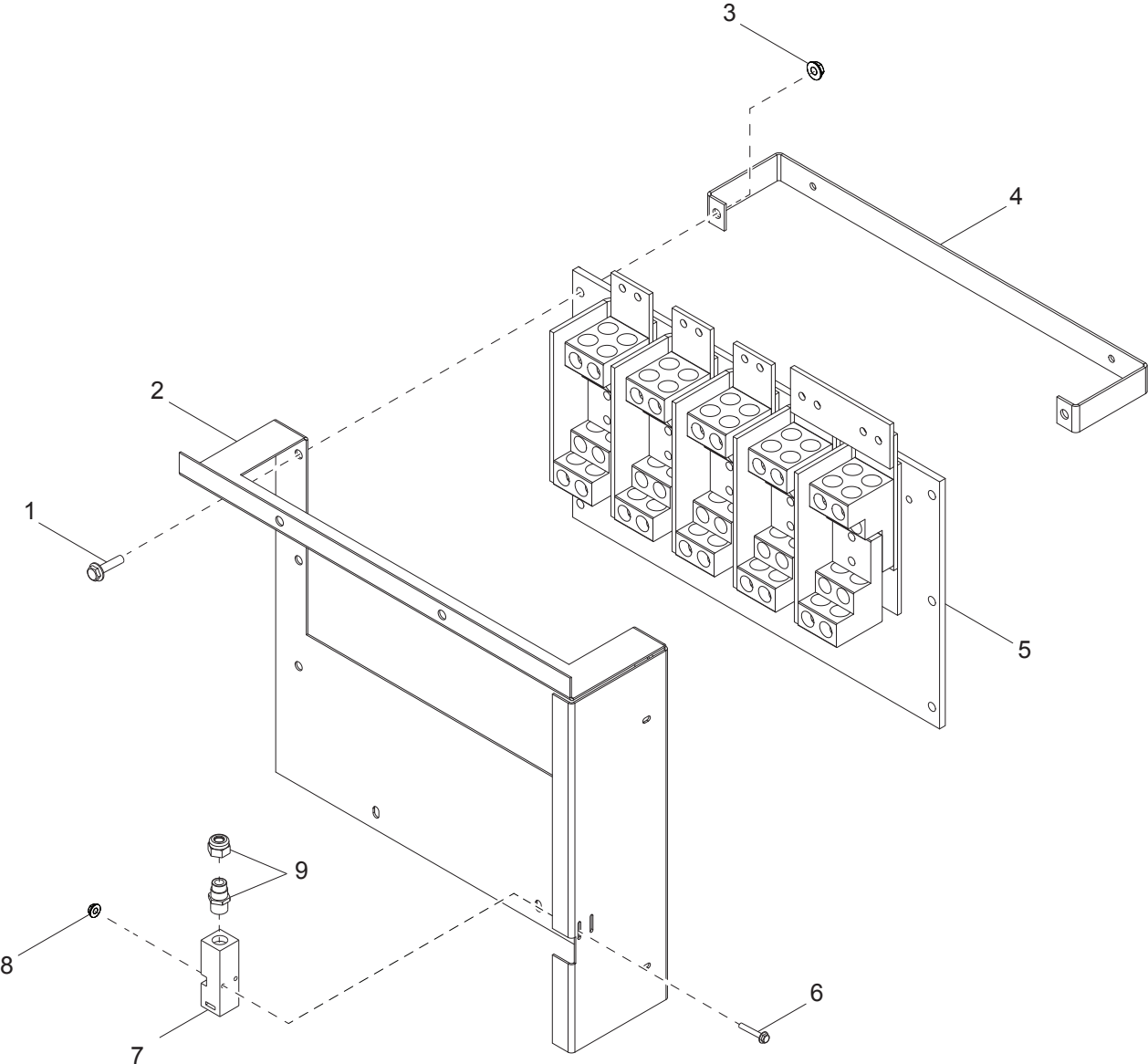
ITEM	PART NO.	QTY	DESCRIPTION	NOTES
1	60143	4	Screw, .250-20 x 2.0 pan phil	
2	65363	1	Breaker, 1200A, 12-24VDC	
3	23662B	1	Bracket, breaker mounting	
4	60144	4	Nut, .250 nylock, G5	

### OPTIONAL FEATURES

#### *Cam lock:*

A	65797	2	Breaker, 400A - 3-pole, no shunt-trip
B	60534	8	Screw, .312-18 x 1.75 sflg full thread
C	60095	8	Nut, .312-18 sflg

# LUG BOX ASSEMBLY



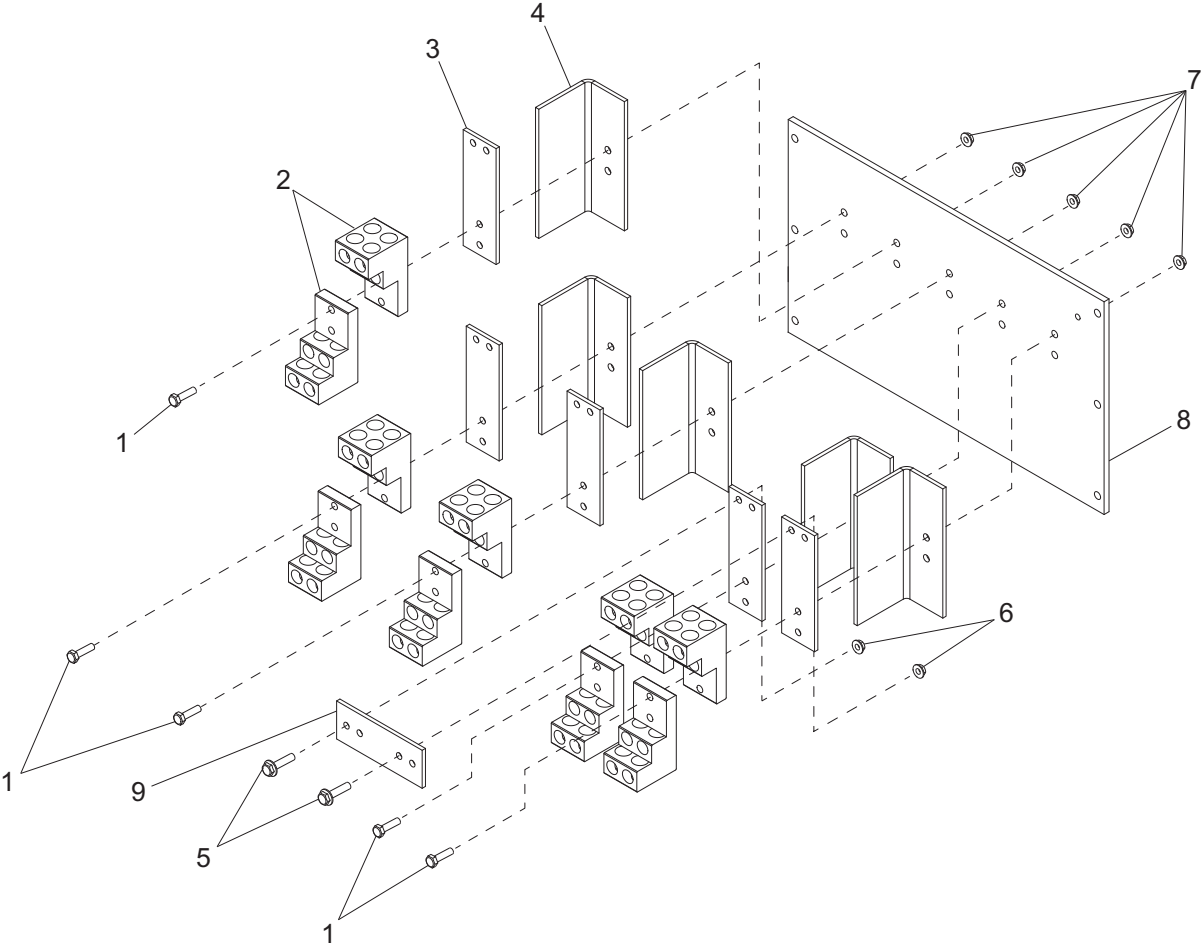
01763



## LUG BOX ASSEMBLY

ITEM	PART NO.	QTY	DESCRIPTION	NOTES
1	60115	6	Screw, M6-1.0 x 12 sflg, G8.8	
2	23601W	1	Panel, lug support	
3	60036	6	Nut, M6-1.0 sflg, G8.8	
4	23696B	1	Bracket, lug support	
5	<a href="#">Page 46</a>	1	Assembly, lug board	
6	61091	2	Screw, .312-18 x 1.0 sflg, G5	
7	18111	1	Switch, lockout	
8	60095	2	Nut, .312-18 sflg	
9	15864	1	Strain relief, .500 NPT watertight, .270/.464 ID	
--	19227	1	Fitting, bushing - .812OD x .625ID	
--	23602	1	Assembly, lug box	

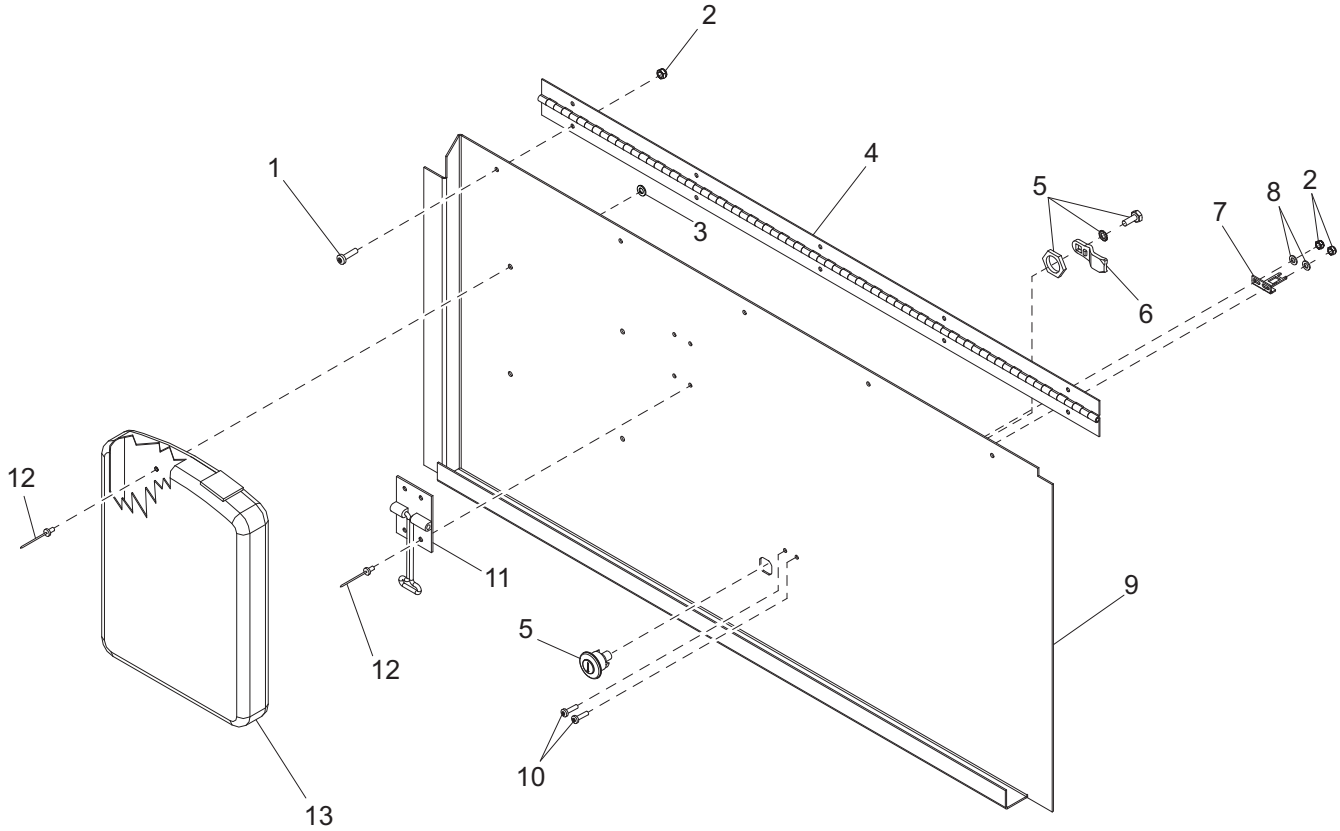
# LUG PLATE ASSEMBLY



## LUG PLATE ASSEMBLY

ITEM	PART NO.	QTY	DESCRIPTION	NOTES
1	60478	10	Screw, .375-16 x 2.0 std hex, G5	
2	65303	10	Lug, terminal quad	
3	23672	5	Bus, lug extension	
4	23647	5	Barrier, lug	
5	61091	4	Screw, .312-18 x 1.0 in. sflg, G5	
6	60095	4	Nut, .312-18 sflg	
7	60145	10	Nut, .375-16 sflg	
8	23645	1	Plate, glastic lug	
9	23673	1	Bus, grounding link	

# LUG BOX DOOR ASSEMBLY

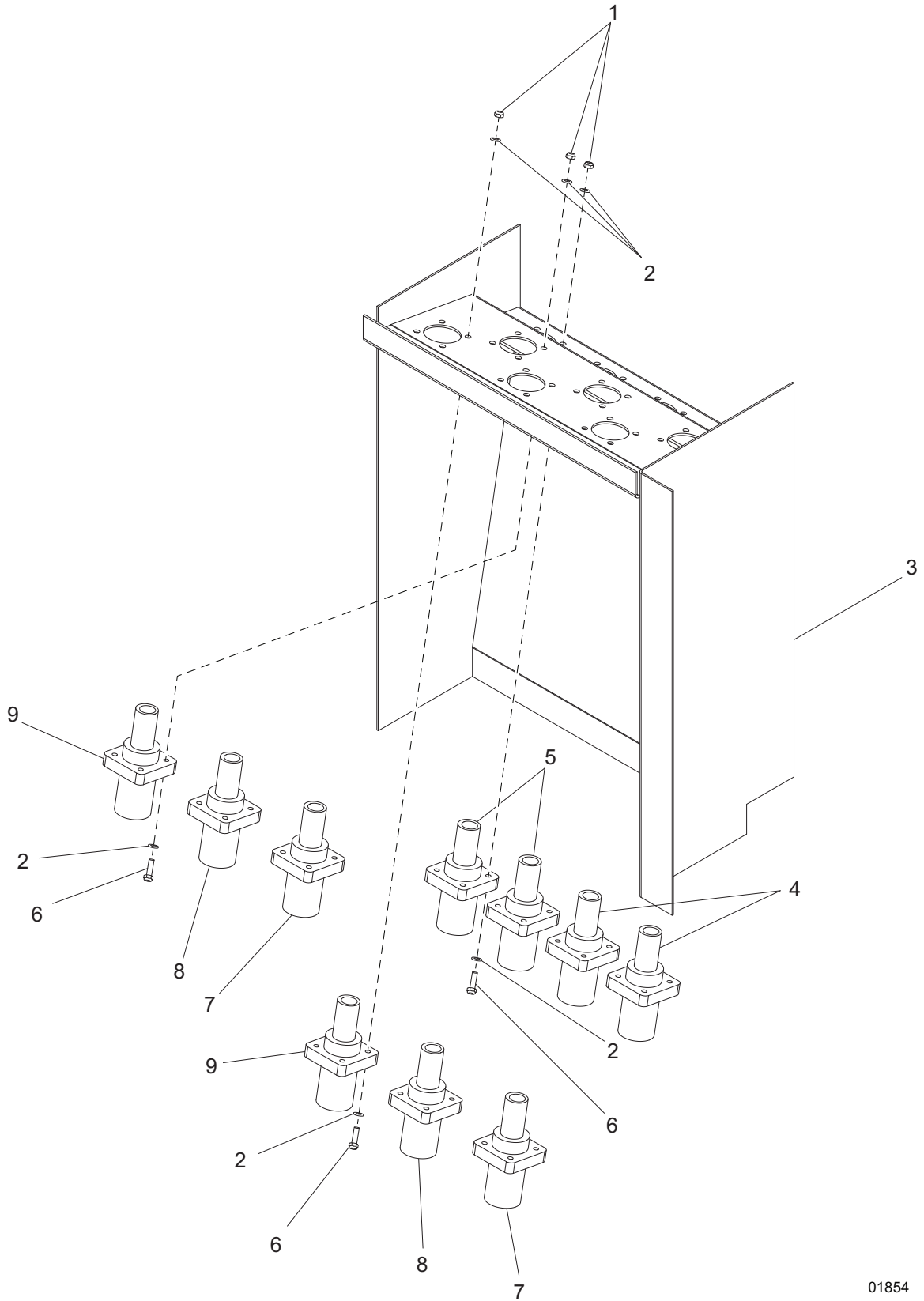


01764

## LUG BOX DOOR ASSEMBLY

ITEM	PART NO.	QTY	DESCRIPTION	NOTES
1	60648	5	Screw, 10-32 x .500 pan phil, G2	
2	60061	5	Nut, 10-32 nylock	
3	60041	4	Washer, M5 flat	
4	15973	1	Hinge, piano - 36.00 in	
6	12550	1	Cam lock lever leg	
5	20762	1	Lock, door - 1/4 turn cam	
7	18112	1	Key, lockout switch	
8	60269	2	Washer, #8 flat .433/.036	
9	23654W	1	Panel, lug box door	
10	60396	2	Screw, 10-32 x 1.25 pan phil, G2	
11	12605	1	Door latch, T-style, SS	
12	60231	8	Rivet, .188 dia x .375 to .500 grip	
13	24540	1	Holder, manual (plastic)	

# CAM LOCK PANEL ASSEMBLY - OPTIONAL

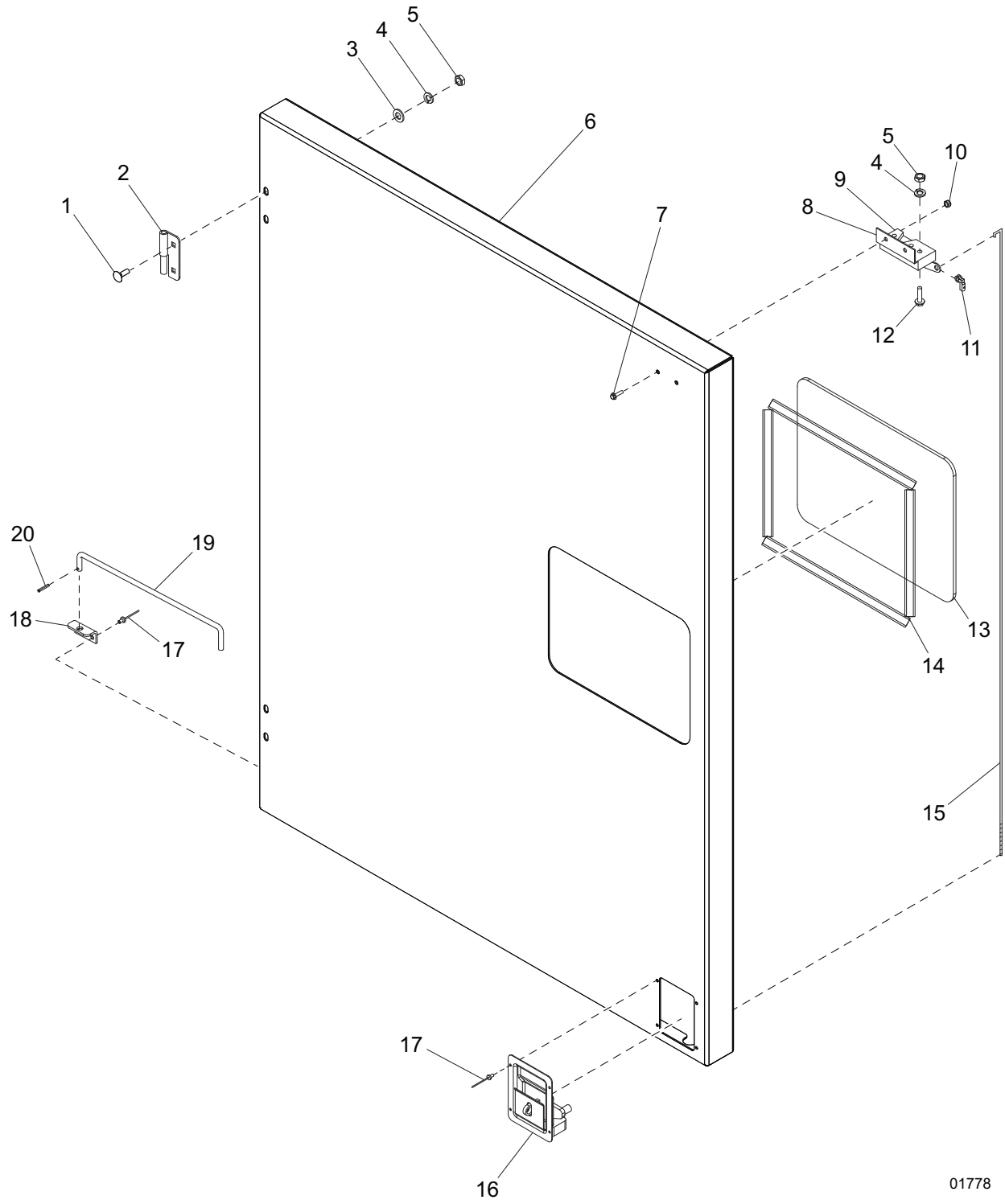


01854

## CAM LOCK PANEL ASSEMBLY - OPTIONAL

ITEM	PART NO.	QTY	DESCRIPTION	NOTES
1	60144	40	Nut, .250 nylock, G5	
2	60243	80	Washer, .250 flat .735/.060	
3	23669W	1	Weldment, cam lock panel	
4	66041	2	Connector, cam lock - green	
5	66040	2	Connector, cam lock - white	
6	60123	40	Screw, .250-20 x 1.375 std hex, G8	
7	65553	2	Connector, cam lock - blue	
8	65552	2	Connector, cam lock - red	
9	65551	2	Connector, cam lock - black	
--	23603	1	Assembly, cam lock panel	

# CONTROL DOOR ASSEMBLY



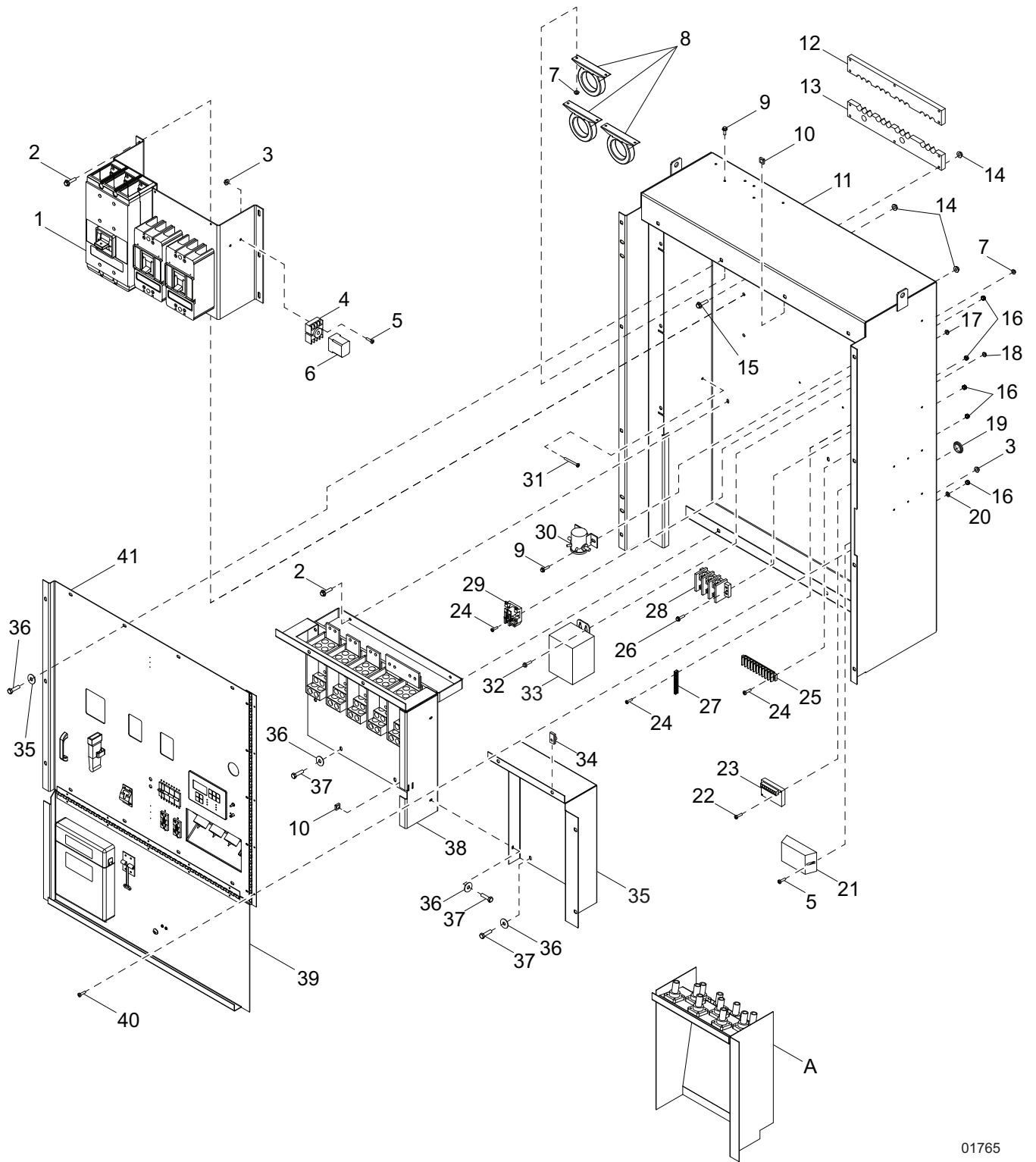
01778



## CONTROL DOOR ASSEMBLY

ITEM	PART NO.	QTY	DESCRIPTION	NOTES
1	61066	4	Screw, .312-18 x 1.0 in. carr sqr, SS	
2	18459	2	Hinge, right (male)	
3	60243	4	Washer, .250 flat .735/.060	
4	60271	7	Washer, .312 split lock	
5	60285	7	Nut, .312-18 hex, grade 2	
6	29043W	1	Door, control	
7	60479	2	Screw, .250-20 x 1.0 sflg, G5	
8	24045ZC	1	Bracket, left rotary	
9	23906	1	Latch, left remote	
10	60144	2	Nut, .250 nylock, G5	
11	23717	1	Clip, rod locking, lft	
12	60256	3	Screw, .312-18 x 1.50 std hex, G5, full thread	
13	21477	1	Window, control door	
14	50192	4.58 ft.	Tape, .500 in., double-sided, type VHB	
15	23715	1	Rod, door actuator long - rht	
16	23641	1	Latch, rotating w/handle	
17	60231	8	Rivet, .188 dia x .375 to .500 grip	
18	20916Z	2	Bracket, prop rod	
19	21146Z	1	Rod, prop - control door	
20	60048	1	Pin, roll .125 x .625	
--	29041	1	Assembly, control door	Items 1-20

# CONTROL BOX ASSEMBLY



01765

## CONTROL BOX ASSEMBLY

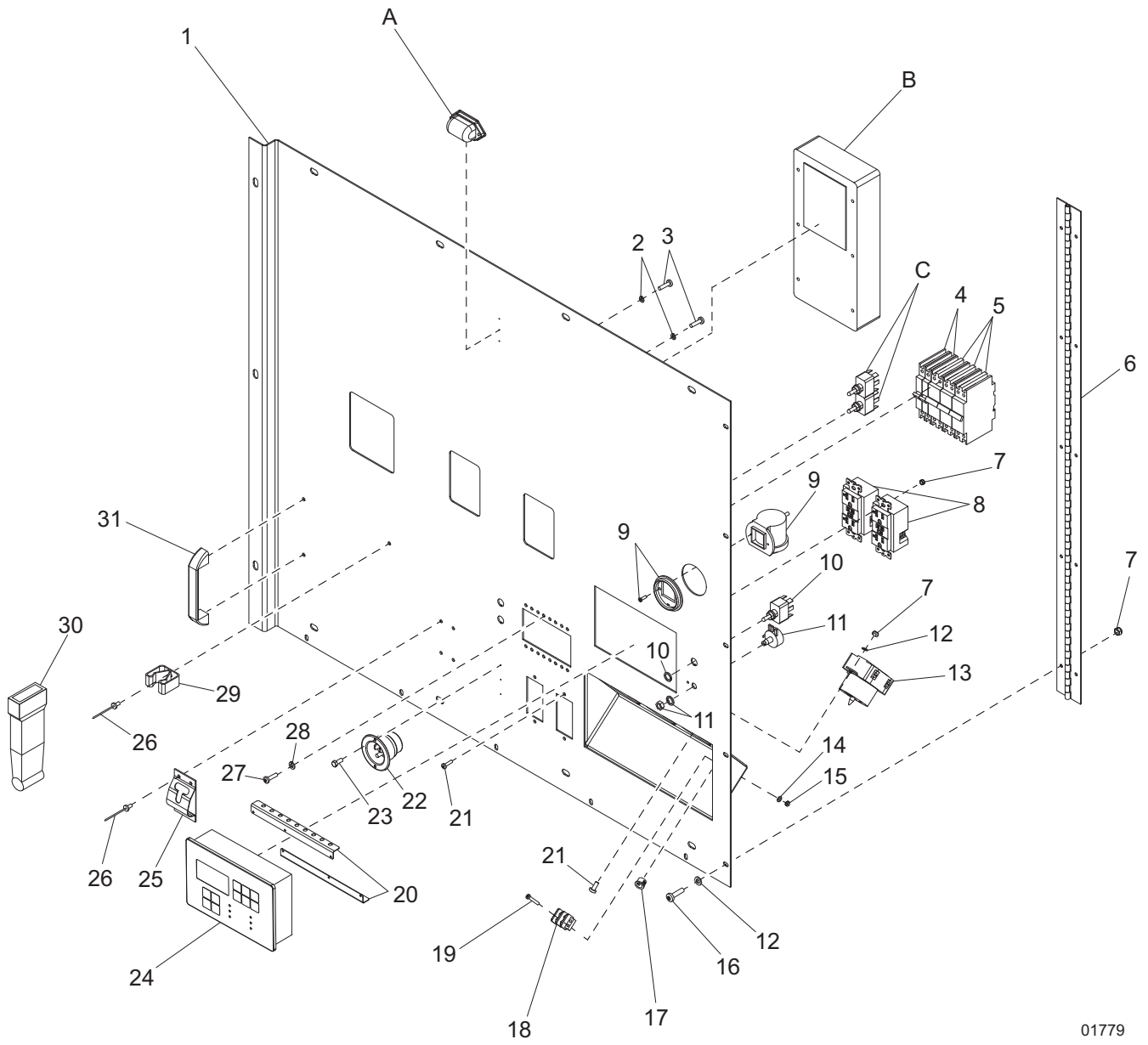
ITEM	PART NO.	QTY	DESCRIPTION	NOTES
1	<a href="#">Page 42</a>	1	Assembly, circuit breaker	
2	61091	6	Screw, .312-18 x 1.0 in. sflg, G5	
3	61045	4	Nut, 10-32 sflg	
4	65644	1	Base, relay - 8 pos.	
5	60062	4	Screw, 10-32 x .750 pan phil, G2	
6	66340	1	Relay, voltage sensing (132 in/126 out)	
7	60036	8	Nut, M6-1.0 sflg, G8.8	
8	65557	3	Transformer, current - 1200:5A	
9	60115	8	Screw, M6-1.0 x 12 sflg, G8.8	
10	15425	4	Nut, .312-18 cage, G5	
11	26888B	1	Weldment, control box	
12	23843	1	Plate, cable support upper	
13	23842	1	Plate, cable support lower	
14	60095	16	Nut, .312-18 sflg	
15	60534	10	Screw, .312-18 x 1.75 sflg hex, fully thd	
16	60061	12	Nut, 10-32 nylock	
17	60285	4	Nut, .312-18 hex, grade 2	
18	60161	2	Nut, .250-20 sflg, G5	
19	66044	1	Plug, Deutsch connector hole	
20	60237	5	Washer, #10 flat - .495/.036	
21	65326	1	Charger, battery - 2A, 3 stage	
22	60355	2	Screw, M4-0.70 x 25 pan phil, G4.8	
23	10519	1	Regulator, voltage - SE 350	
24	60396	6	Screw, 10-32 x 1.25 pan phil, G2	
25	14203	1	Block, terminal - 10 pos. 30A, 600V	
26	60479	2	Screw, .250-20 x .10 sflg, G5	
27	14204	1	Kit, ground bar	
28	65356	1	Block, terminal - 3-pole	
29	65461	1	Relay, power 120V/30A DPDT	
30	18081	1	Relay, ignition solenoid (12V-65A)	
31	60371	4	Screw, .250-20 x 3.0 pan phil	
32	61066	4	Screw, .312-18 x 1.0 in. carr sqr, SS	
33	21487	1	Transformer, 1.13:1 1-phase 500VA	
34	60505	4	Nut, .312-18, U-clip - long type	
35	23653W	1	Panel, no cam filler	
36	60452	2	Washer, .313 flat 1.125/1.0, Bnd Rbr, SS	
37	60507	8	Screw, .312-18 x 1.0 std hex, SS	
38	<a href="#">Page 44</a>	1	Assembly, lug box	
39	<a href="#">Page 48</a>	1	Assembly, lug box door	
40	60648	5	Screw, 10-32 x .500 pan phil	
41	<a href="#">Page 56</a>	1	Assembly, control panel	
--	65049		Relay, 12V 30/40A N.O. w/diode	MMG320CAN & MMG320CAN6 only

### OPTIONAL FEATURES

#### Cam Locks:

A	<a href="#">Page 50</a>	1	Assembly, cam lock panel	Replaces #35
---	-------------------------	---	--------------------------	--------------

# CONTROL PANEL ASSEMBLY

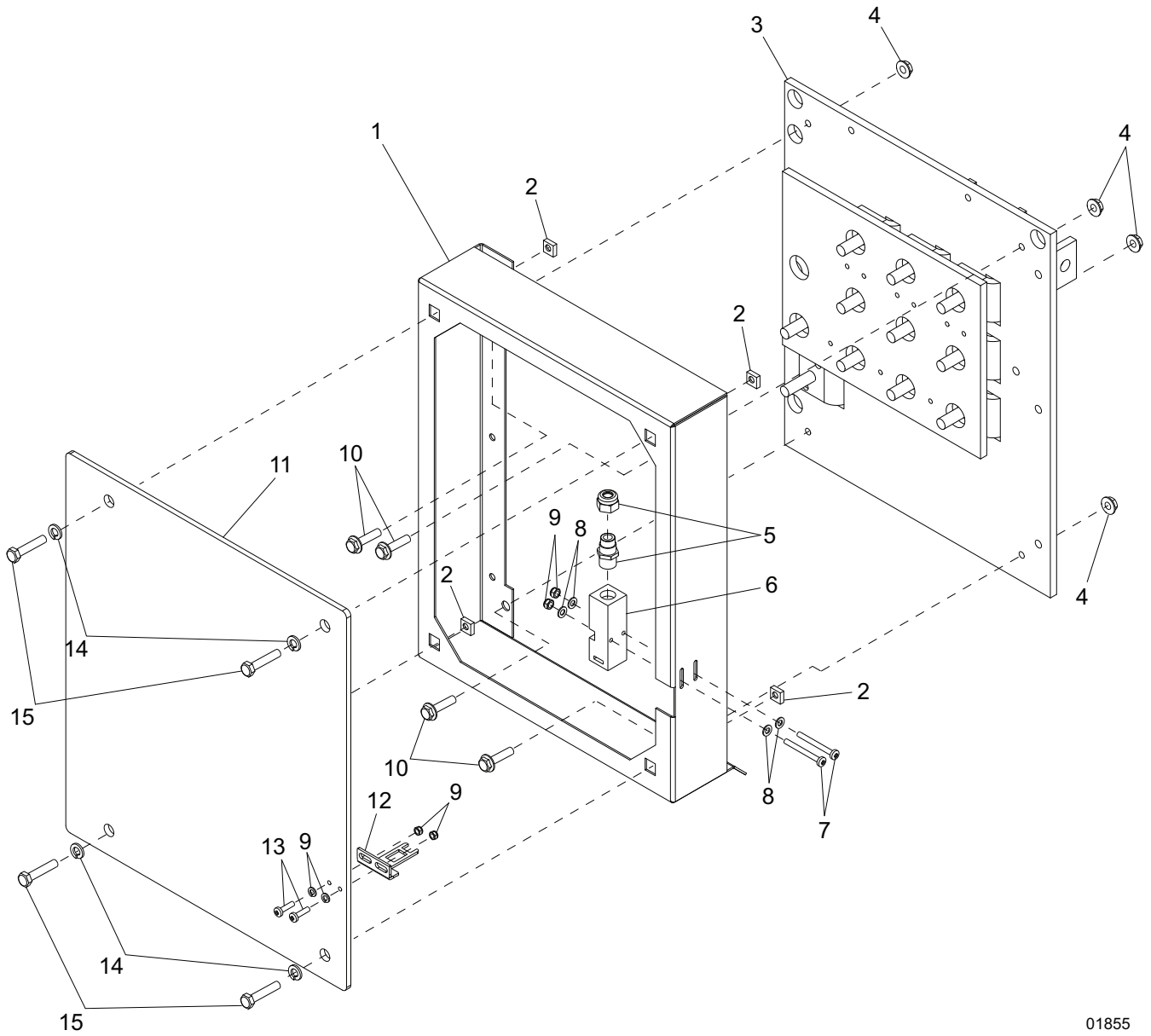


01779

## CONTROL PANEL ASSEMBLY

ITEM	PART NO.	QTY	DESCRIPTION	NOTES
1	23650W	1	Weldment, control panel	
2	60043	2	Washer, M5 split lock	
3	60068	2	Screw, 10-24 x .500 pan phil	
4	18091	2	Breaker, 20A/240V, 1-pole	
5	18092	3	Breaker, 50A/240V, 2-pole	
6	24102	1	Hinge, piano - 33.00 in	
7	60061	15	Nut, 10-32 nylock	
8	14130	2	Receptacle, 120V/20A GFI	
9	18609	1	Kit, filter minder gauge	
10	25077	1	Switch, toggle - SPST 20A	
11	18113	1	Potentiometer 2.5K - 2W	
12	60041	11	Washer, M5 flat	
13	18089	3	Receptacle, 240V/50A twist-lock	
14	60084	2	Washer, M4 flat	
15	60057	2	Nut, M4-.70 hex, G8.8	
16	60648	5	Screw, 10-32 x .500 pan phil, G2	
17	19227	1	Fitting, bushing-.812OD x .625ID	
18	18890	1	Block, terminal - 2 pos.	
19	60355	2	Screw, M4-0.70 x 25 pan phil G4.8	
20	29893	2	Bracket, control board wire guide	
21	60044	10	Screw, M5 x 0.8 x 12 pan phil	
22	65285	1	Receptacle, 120V/15A inlet	
23	60364	2	Screw, 10-16 x .500 std hex, G2	
24	66197	1	Controller, eng/gen - programmed	MMG320 & MMG320CAN only MMG320CAN6 only
	67106	1	Controller, eng/gen prgrmd - 600V	
25	12605	1	Door latch, T-style, SS	
26	60268	5	Rivet, .188 dia x .126 to .250 grip	
27	60046	16	Screw, 6-32 x .750 pan phil , G2	
28	60058	16	Washer, #6 split lock	
29	19041	1	Clip, spring holder	
30	22517	1	Breaker handle extension	
31	18893	1	Handle, lug/door	
--	23649	1	Assembly, control panel	
OPTIONAL FEATURES				
A	23025	1	Light, control panel	
B	65409	1	Regulator, digital voltage	
C	25077	2	Switch, toggle - SPST 20A	

# RECONNECT BOX ASSEMBLY

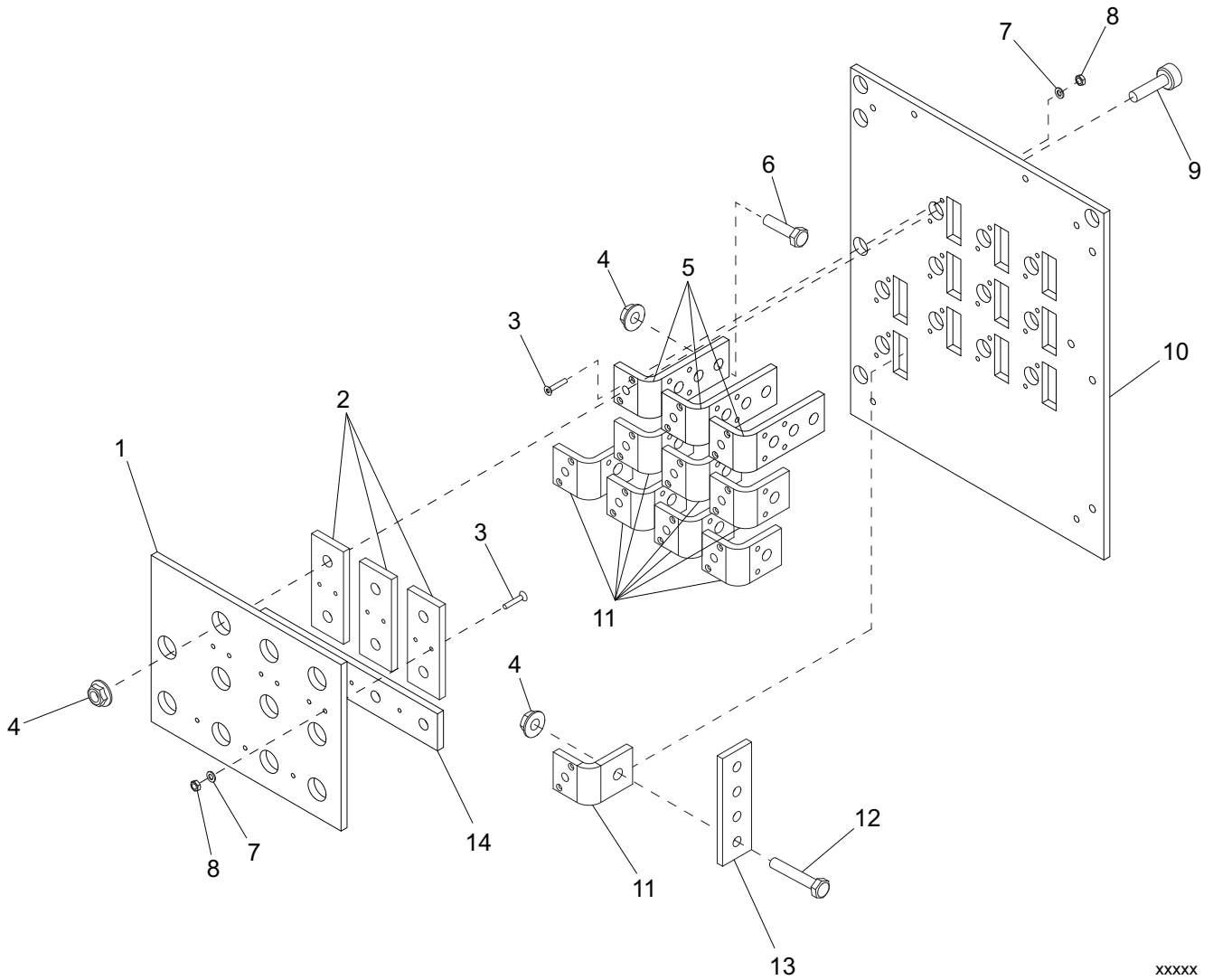


01855

## RECONNECT BOX ASSEMBLY

ITEM	PART NO.	QTY	DESCRIPTION	NOTES
1	33296W	1	Box, reconnect	
2	60772	4	Nut, .500-13 cage, G5	
3	<i>Page 60</i>	1	Assembly, reconnect and shorting board	
4	60161	4	Nut, .250-20 sflg, G5	
5	15863	1	Strain relief, .500NPT .500 ID	
6	18111	1	Switch, lockout	
7	60525	2	Screw, 8-32 x 1.50 pan phil, G2	
8	60269	6	Washer, #8 flat .433/.036	
9	60270	4	Nut, 8-32 nylock, class 6	
10	60479	4	Screw, .250-20 x 1.0 sflg, G5	
11	23516	1	Door, reconnect box	
12	18112	1	Key, lockout switch	
13	60526	2	Screw, 8-32 x .500 pan phil, G2	
14	60276	4	Washer, .500 split lock	
15	60275	4	Screw, .500-13 x 1.0 std hex, G5	
--	21447	1	Assembly, reconnect box	

# RECONNECT AND SHORTING BOARD ASSEMBLY



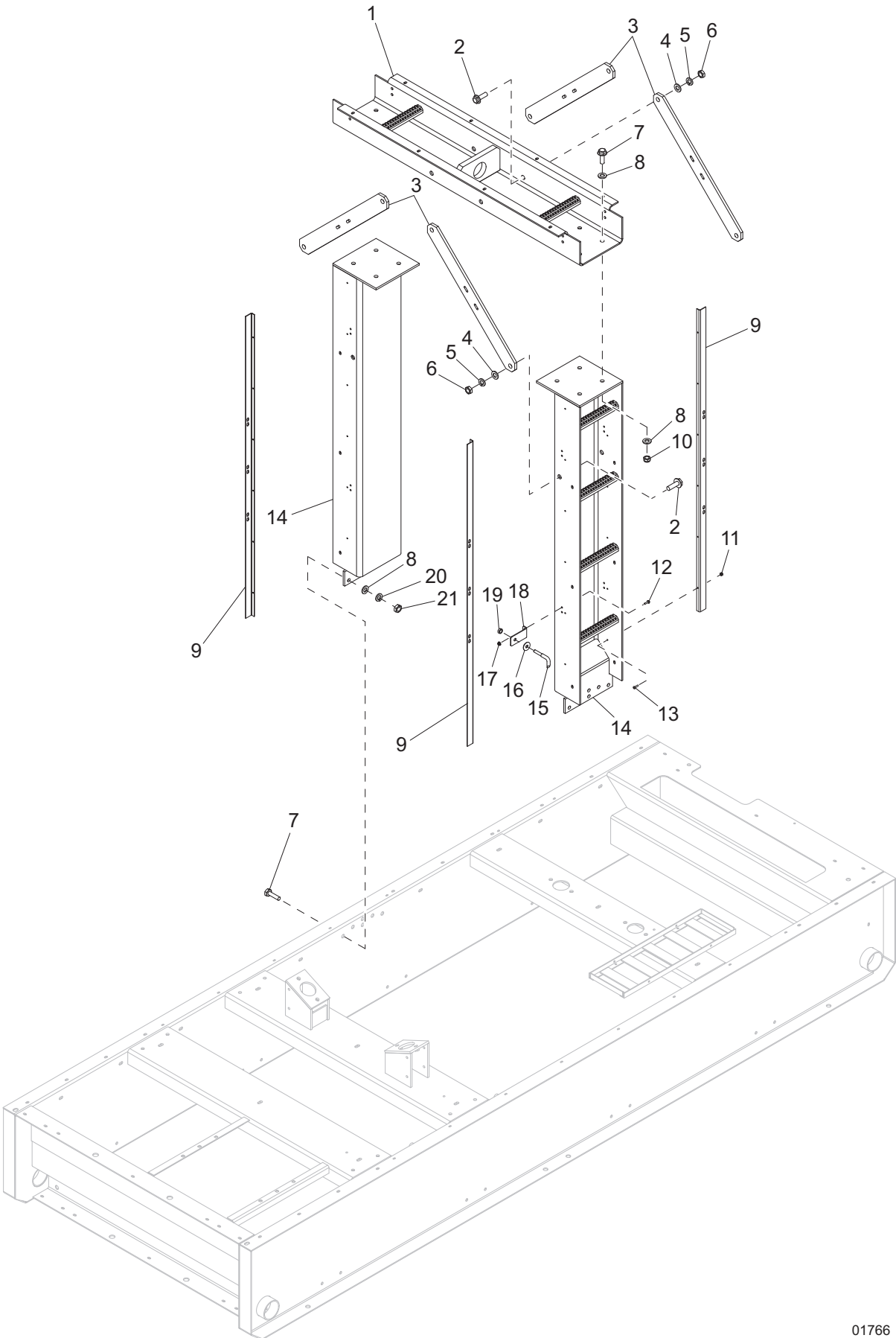
xxxxx



## RECONNECT AND SHORTING BOARD ASSEMBLY

ITEM	PART NO.	QTY	DESCRIPTION	NOTES
1	23605	1	Shorting board, .375 GPO-3	
2	21429	3	Bus, shorting board	
3	63352	31	Screw, 8-32 x 1.0 flat hex	
4	60098	29	Nut, .500-13 sflg	
5	21414	3	Bus, reconnect	
6	60388	16	Screw, .500-13 x 1.50 std hex, G5	
7	60269	31	Washer, #8 flat .433/.036	
8	60318	31	Nut, 8-32 hex G5	
9	60791	11	Screw, .500-13 x 1.50 soc	
10	23598	1	Plate, reconnect board	
11	21407	8	Bus, reconnect board	
12	60484	2	Screw, .500-13 x 2.0 std hex, G5	
13	21466	1	Bus, neutral link	
14	23604	1	Bus, shorting board	

# LIFT STRUCTURE ASSEMBLY

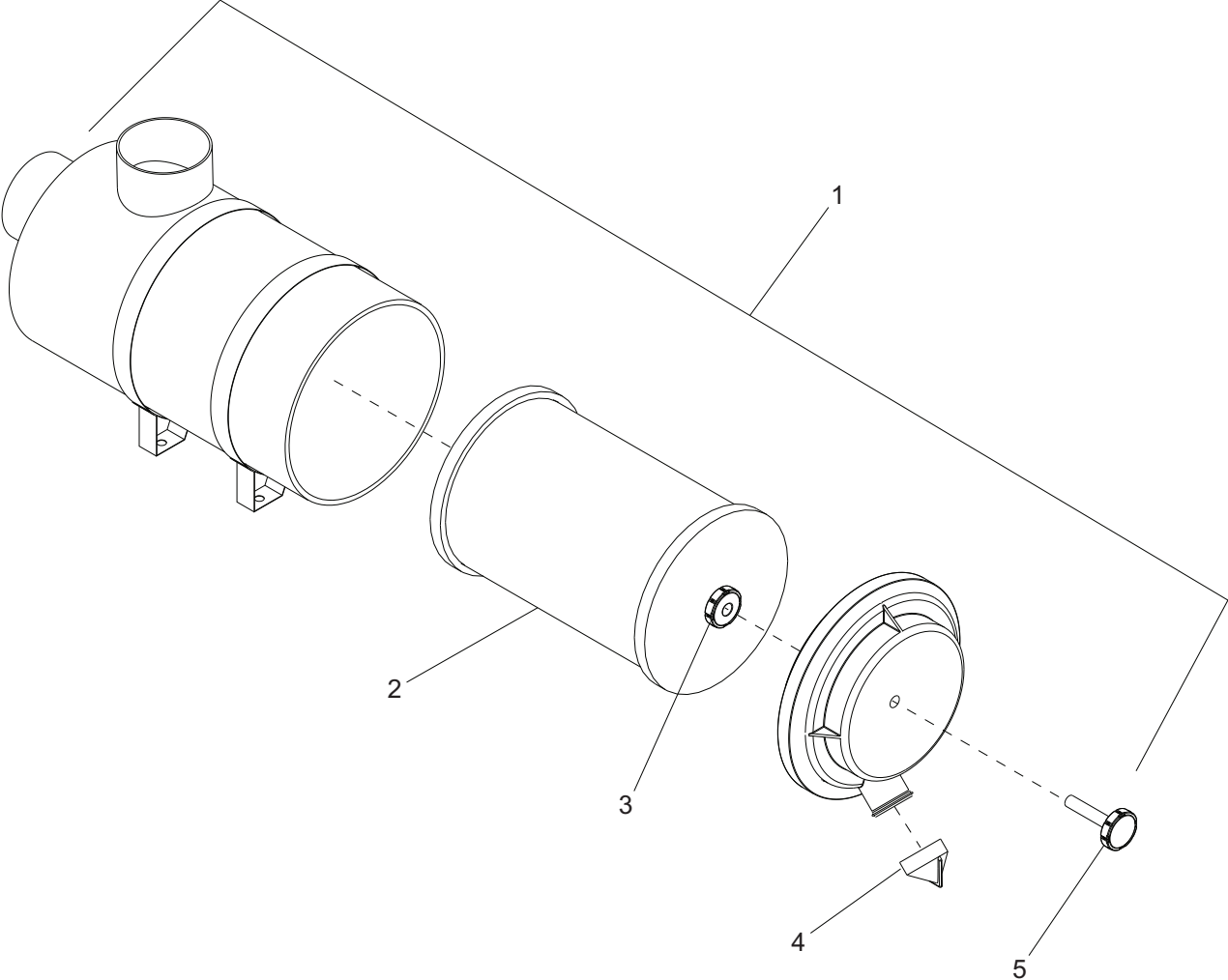


01766

## LIFT STRUCTURE ASSEMBLY

ITEM	PART NO.	QTY	DESCRIPTION	NOTES
1	23464B	1	Weldment, lift structure	
2	63111	8	Screw, .750-10 x 2.25 flg hex, G8	
3	23611B	4	Plate, gusset	
4	60527	8	Washer, .750 flat 1.5/.125	
5	60248	8	Washer, .750 split lock	
6	60249	8	Nut, .750-10 hex, G8	
7	61078	20	Screw, .625-11 x 2.0 sflg	
8	60521	28	Washer, .625 flat 1.743/.108	
9	23632B	3	Bracket, lift structure - door side	
10	60240	8	Nut, .625-11 nylock G5	
11	60457	18	Nut, 10-24 nylock, G2	
12	60479	12	Screw, .250-20 x .10 sflg, G5	
13	60850	18	Screw, 10-24 x .750 pan phil	
14	23609B	2	Weldment, lift channel - upright	
15	23896ZC	6	Pin, striker	
16	24196	6	Washer, striker pin - int. thrd.	
17	60161	12	Nut, .250-20 sflg, G5	
18	23897ZC	6	Bracket, striker pin	
19	24046	8	Striker nut, .438-14ZP, G8	
20	60194	12	Washer, M16 - split lock	
21	60520	12	Nut, .625-11 hex, G8	

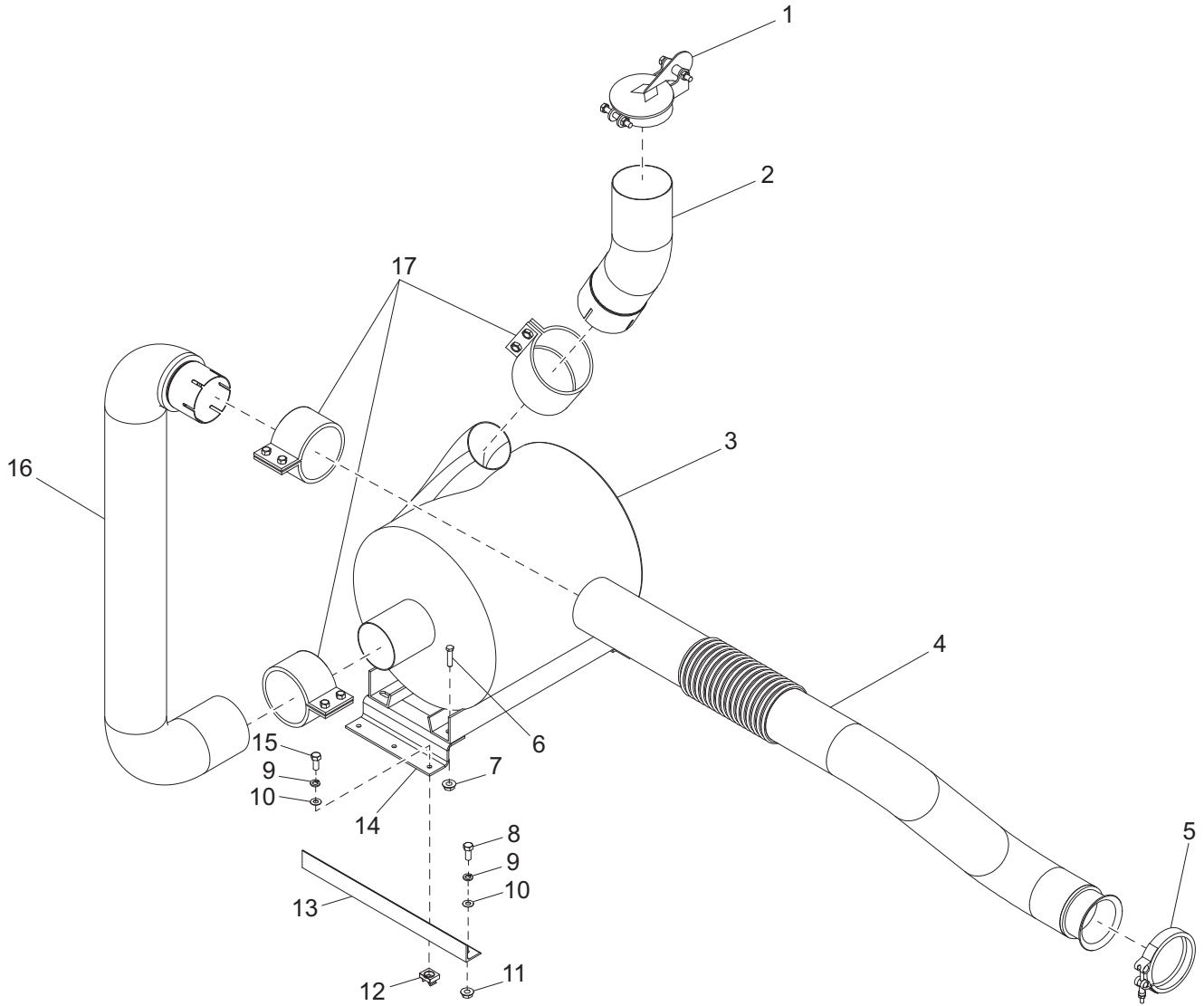
**AIR FILTER ASSEMBLY**



## AIR FILTER ASSEMBLY

ITEM	PART NO.	QTY	DESCRIPTION	NOTES
1	20630	1	Assembly, air filter complete	
2	21769	1	Element, air filter	
3	22329	1	Filter, knob	
4	22330	1	Cap, dust	
5	26650	1	Knob, air filter housing cover	

# EXHAUST SYSTEM ASSEMBLY

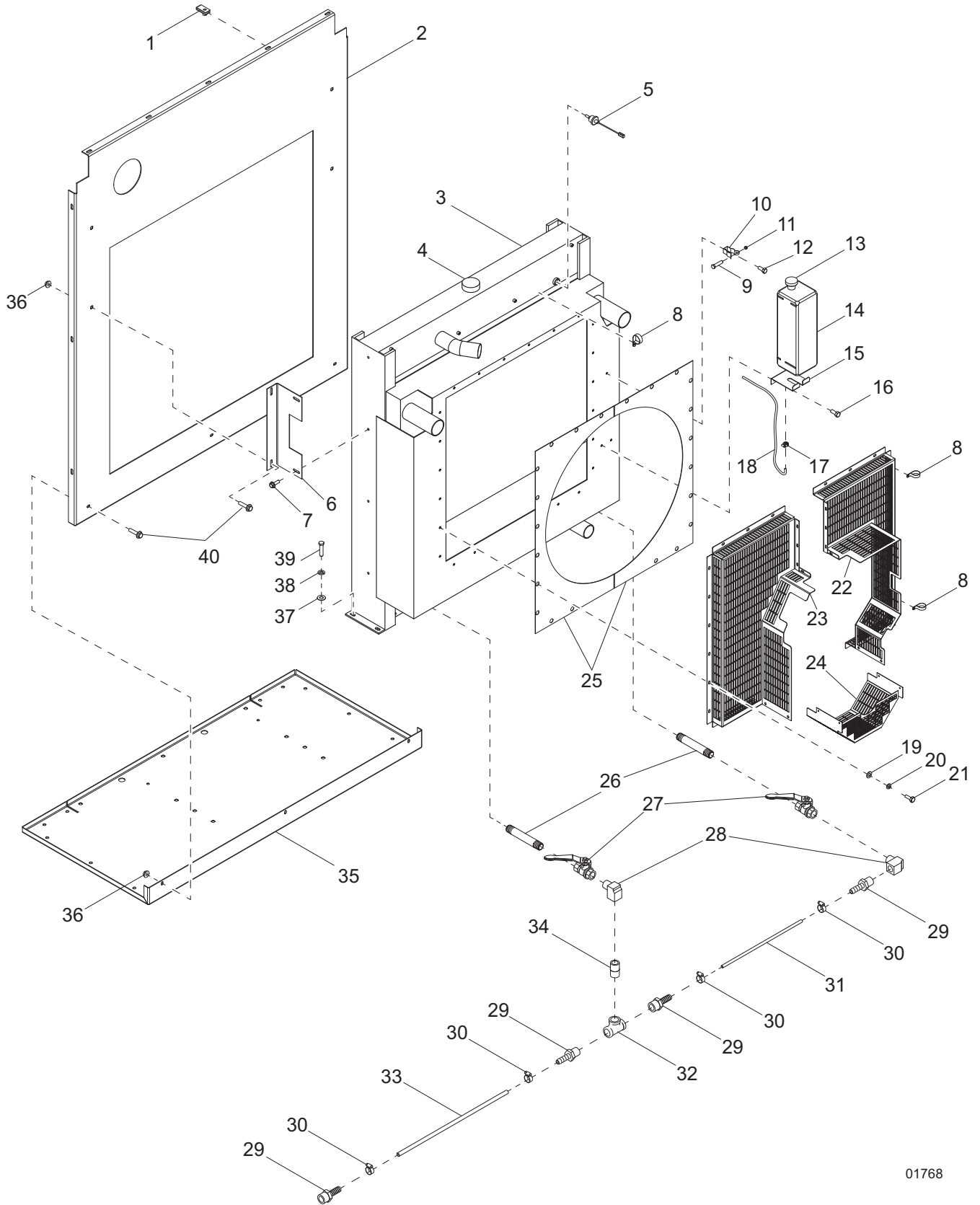


01767

## EXHAUST SYSTEM ASSEMBLY

ITEM	PART NO.	QTY	DESCRIPTION	NOTES
1	21096	1	Cap, rain - 5 in	
2	23720	1	Pipe, exhaust up	
3	23626	1	Muffler, 5 in	
4	26696	1	Pipe, exhaust - engine	
5	18820	1	Clamp, V-band - 4.00/4.33 OD	
6	60517	4	Screw, .375-16 x 1.0 std hex, G8	
7	60145	4	Nut, .375-16 sflg G5, Lock	
8	60507	4	Screw, .312-18 x 1.0 std hex 18-8, SS	
9	60701	10	Washer, .312 split lock, SS	
10	60340	10	Washer, .312 flat .875/.040 18-8, SS	
11	60095	4	Nut, .312-18 sflg	
12	15425	6	Nut, .312-18 cage	
13	24114B	2	Angle, muffler support	
14	23628B	2	Bracket, muffler mounting	
15	61052	6	Screw, .312-18 x 1.50 std hex 18-8, SS	
16	23719	1	Pipe, exhaust down	
17	23765	3	Clamp, muffler - 5 in. wide band	

# COOLING SYSTEM ASSEMBLY



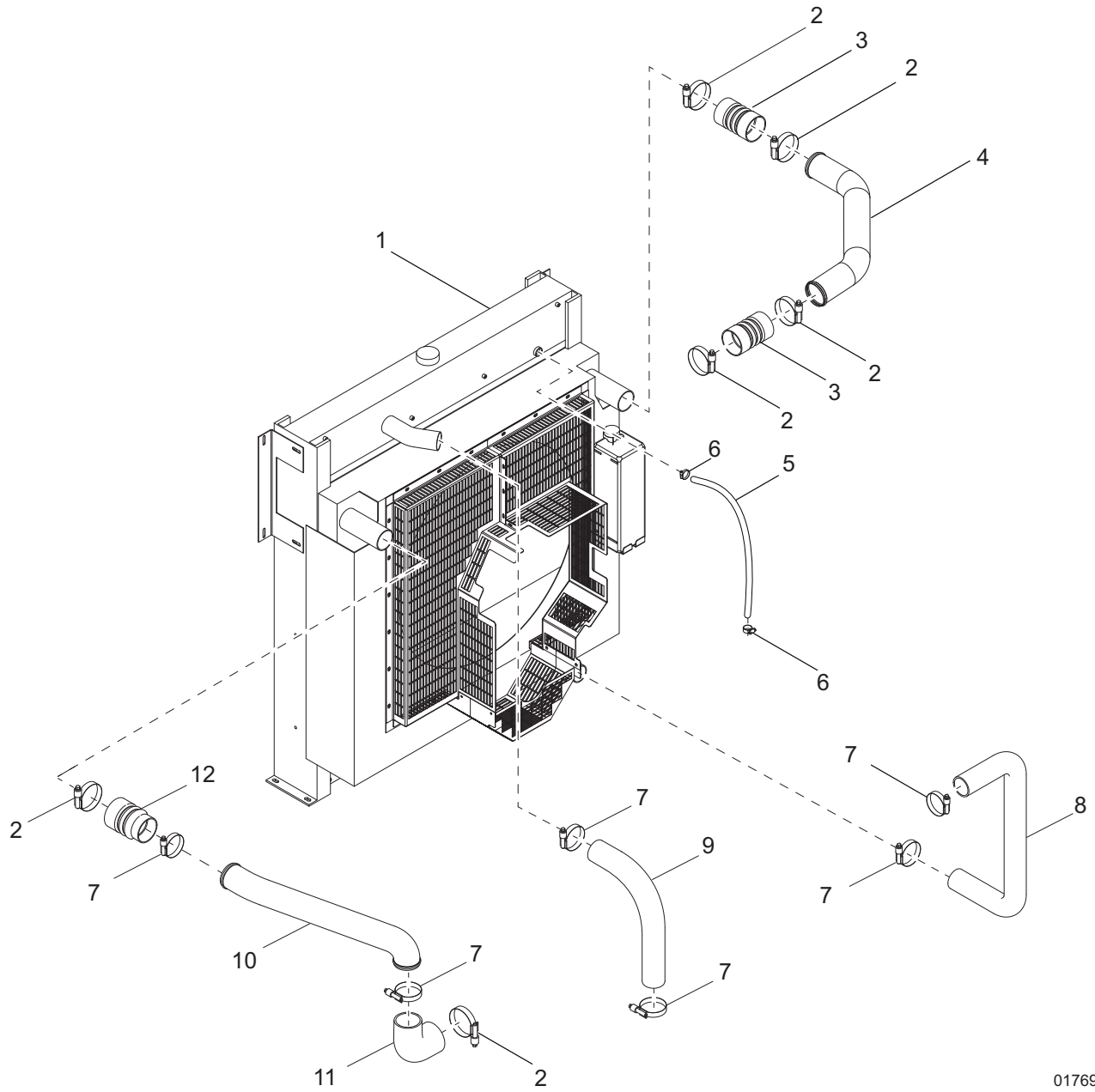
01768



## COOLING SYSTEM ASSEMBLY

ITEM	PART NO.	QTY	DESCRIPTION	NOTES
1	60505	11	Nut, .312-18, U-clip – long type	
2	23652B	1	Panel, bulkhead	
3	27403	1	Radiator	
4	19219	1	Cap, radiator 14.7 psi	
5	65592	1	Sensor, low coolant	
6	23729B	2	Bracket, radiator	
7	60517	4	Screw, .375-16 x 1.0 sflg	
8	60649	3	Clamp, tubing - .750	
9	60518	1	Screw, .250-20 x 1.50 std hex G5, fully thd	
10	19726	1	Clamp, overflow bottle	
11	60144	1	Nut, .250-20 nylock, G5	
12	60518	1	Screw, .250-20 x 1.50 std hex, G5	
13	19714	1	Cap, overflow bottle	
14	20212	1	Jug, overflow (6 qt.)	
15	20213B	1	Support, overflow jug	
16	61195	2	Screw, .250-20 x .750 std hex, SS	
17	14216	1	Clamp, hose - SAE 004 (.21-.62) mini	
18	50018	3 ft	Hose, fuel - .312 ID 50 psi SAE 30R7	
19	60243	22	Washer, .250 flat .735/.060	
20	60271	22	Washer, .312 split lock	
21	60168	22	Screw, .312-18 x .750 std hex G5	
22	26703B	1	Weldment, fan/belt guard - rht	
23	26704B	1	Weldment, fan/belt guard - lft	
24	27107B	1	Panel, lower fan guard	
25	23624B	2	Panel, fan cutout	
26	23820	2	Fitting, nipple, pipe-.500NPT x 5.00	
27	19279	2	Valve, ball .500FNPT	
28	60998	2	Fitting, 90° -.500MNPT x .500FNPT brs	
29	40728	4	Fitting, strt-.500MNPT x .500 barb	
30	60666	4	Clamp, hose - constant torque (2.25-3.125)	
31	50201	2.5 ft	Hose, coolant - .625 I.D.	
32	41166	1	Fitting, T - .500NPT galv	
33	21828	1	Hose, drain .500NPT x 18.50	
34	60438	1	Fitting, nipple, pipe-.500NPT x close	
35	23627B	1	Panel, muffler mount	
36	60095	7	Nut, .312-18 sflg	
37	60309	4	Washer, .500 flat 1.060/.090	
38	60206	4	Washer, .375 - split lock	
39	60323	4	Screw, .375-16 x 1.50 std hex G8	
40	61091	7	Screw, .312-18 x 1.0 in. sflg, G5	
--	26701	1	Assembly, cooling system	

# COOLING SYSTEM HOSES

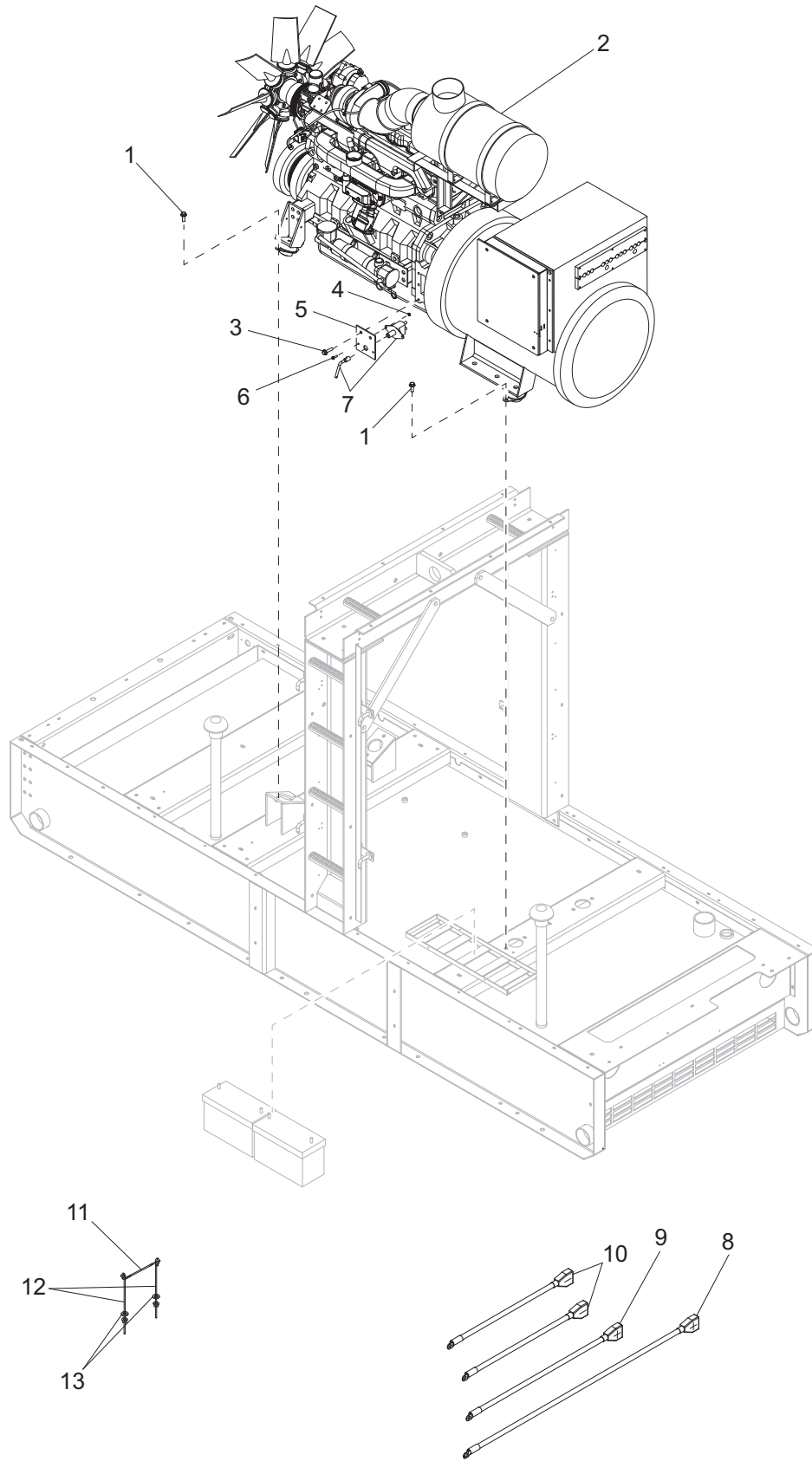


01769

## COOLING SYSTEM HOSES

ITEM	PART NO.	QTY	DESCRIPTION	NOTES
1	<a href="#">Page 68</a>	1	Assembly, radiator	
2	60666	6	Clamp, hose - Constant torque (2.25-3.125)	
3	21562	2	Hose, CAC - 3.00 x 6.00	
4	26695	1	Pipe, CAC - outlet	
5	50169	3 ft.	Hose 1.00 in. class A	
6	19338	2	Clamp, hose - SAE 16 (.68-1.50)	
7	60664	6	Clamp, hose - Constant torque (2.75-3.625)	
8	27065	1	Hose, lower radiator	
9	23812	1	Hose, upper radiator	
10	26694	1	Pipe, CAC - inlet	
11	29548	1	Hose, CAC - 2.50-3.00 x 90°	
12	22447	1	Hose, CAC - 2.50-3.00 x 5.50	

# ENGINE AND GENERATOR TO SKID ASSEMBLY

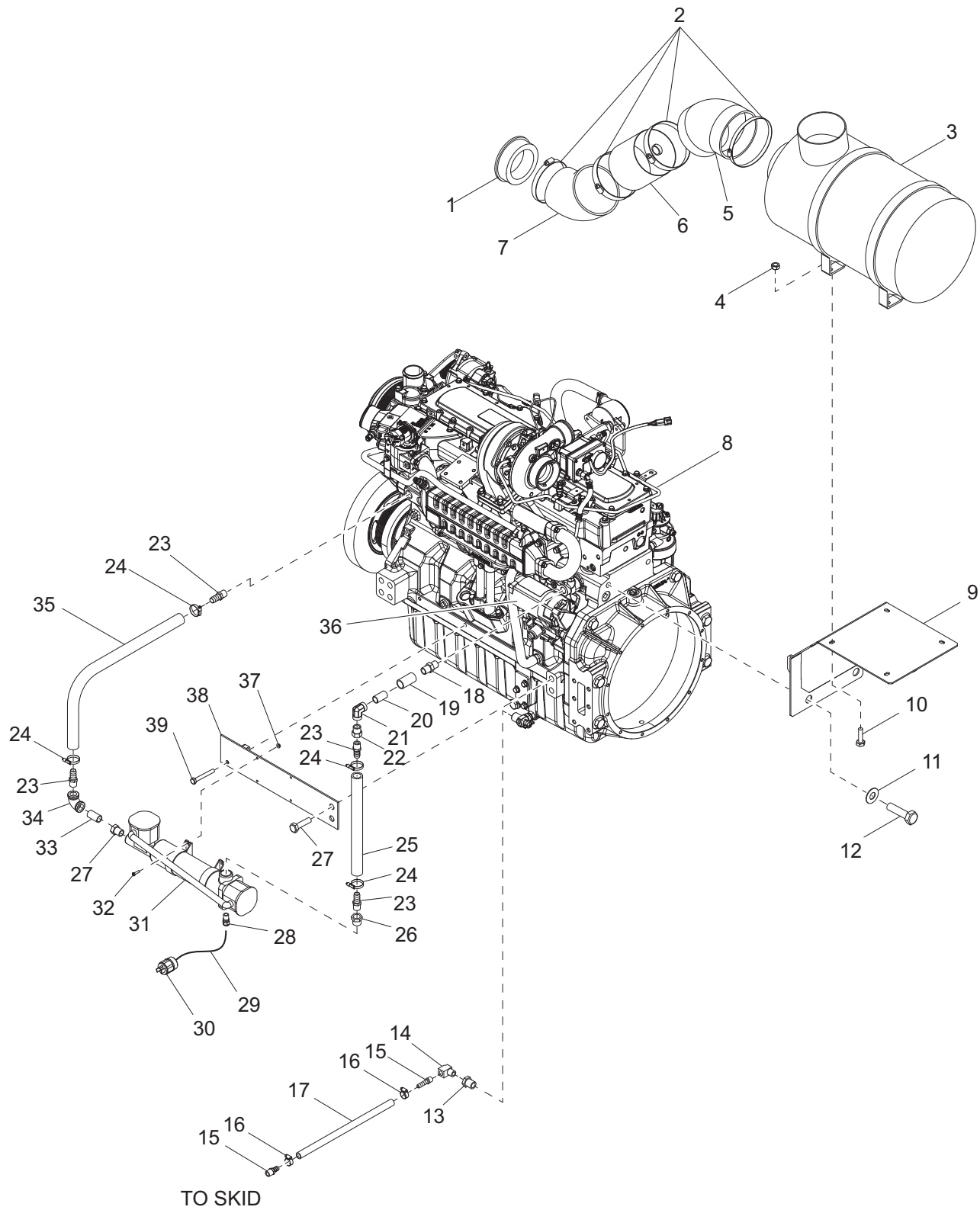


01770

## ENGINE AND GENERATOR TO SKID ASSEMBLY

ITEM	PART NO.	QTY	DESCRIPTION	NOTES
1	60072	8	Screw, M12-1.75 x 25 sflg hex, G10.9	
2	<a href="#">Page 74</a>	1	Assembly, engine	
3	61091	2	Screw, .312-18 x 1.0 in. sflg, G5	
4	60161	2	Nut, .250-20 sflg, G5	
5	23847B	1	Plate, battery disconnect	
6	60523	2	Screw, .250-20 x .875 sflg hex	
7	21489	1	Battery disconnect switch, 500A cont.	
8	23814	1	Cable, battery - 54 in. red	
9	18693	1	Cable, battery - 38 in. red	
10	23815	2	Cable, battery - 32 in. black	
11	14682	2	Bracket, battery hold-down	
12	14146	4	Bolt, J - .250-20 x 10.00 w/wing nut	
13	60243	4	Washer, .250 flat .735/.060	

# ENGINE ASSEMBLY - LEFT SIDE



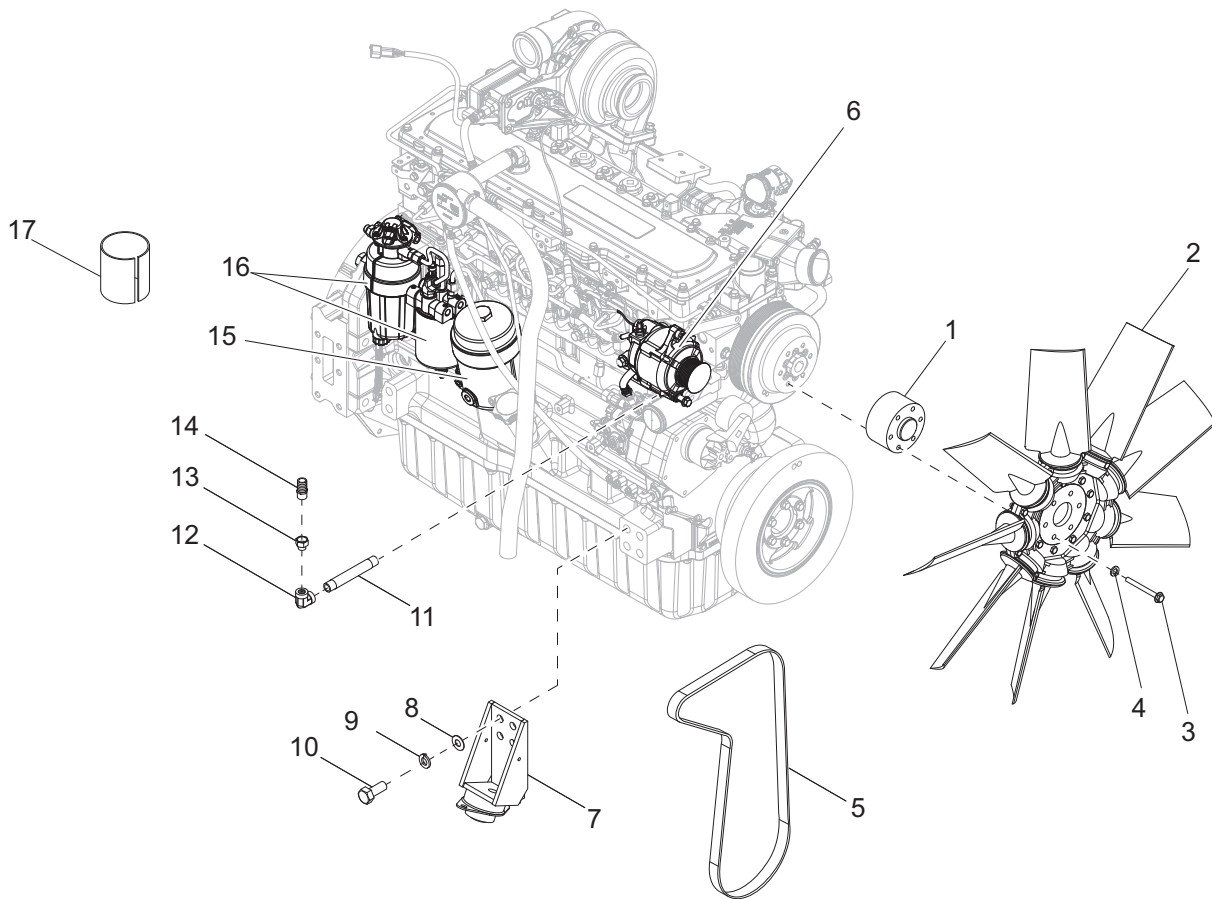
01771

## ENGINE ASSEMBLY - LEFT SIDE

ITEM	PART NO.	QTY	DESCRIPTION	NOTES
1	21609	1	Insert, air hose reducer	
2	21757	4	Clamp, hose - SAE 104 (4.125-7.00)	
3	<a href="#">Page 64</a>	1	Assembly, air filter	
4	60140	4	Nut, .375-16 hex, G5	
5	21597	1	Elbow, 45° 6.0 ID, molded rubber	
6	27068B	1	Pipe, air filter outlet	
7	21596	1	Elbow, 45° 6.0-5.5 ID, molded rubber	
8	23980	1	Engine, Deere 6090HF485, T3	
9	26718B	1	Weldment, air filter bracket	
10	60205	4	Screw, .375-16 x 1.0 std hex, G5	
11	60081	2	Washer, M20 flat LB DIN125	
12	62074	2	Screw, M20-2.50 x 40 std hex, G10.9	
13	61161	1	Fitting, strt- .750MNPT x .500FNPT brs	
14	60998	1	Fitting, 90° -.500MNPT x .500FNPT brs	
15	60502	2	Fitting, strt-.500MNPT x .625 barb brs	
16	60365	2	Clamp, hose - SAE 010 (.56-1.06)	
17	50201	2 ft	Hose, .625 horizon 200 psi, class A	
18	19257	1	Fitting, strt-.500MNPT x M18 O-ring seal	
19	21437	1	Fitting, strt - .500NPT coupler x 1.50	
20	60438	1	Fitting, nipple, pipe-.500NPT x close	
21	22462	1	Fitting, 90-.500FNPT x .500FNPT brs	
22	22461	1	Fitting, strt -.500MNPT x .750FNPT brs	
23	25496	4	Fitting, strt - .750MNPT x 1.0 barb brs	
24	19338	4	Clamp, hose - SAE 16 (.68-1.50)	
25	50169	.77 ft	Hose, 1.0 in., class A	
26	24006	2	Fitting, strt - 1.0 MNPT x .750 FNPT	
27	60489	2	Screw, M16-2.00 x 40 std hex, G10.9	
28	15863	1	Strain relief -.500NPT watertight, .500 ID	
29	50125	1.75 ft	Cable - 14AWG/3 conductor	
30	65618	1	Plug, 120V/30A twist-lock, 2-pole	
31	28407	1	Heater, coolant	
32	60850	4	Screw, 10-24 x .750 pan phil, G2	
33	25089	1	Fitting, pipe nipple - .750NPT x close	
34	25495	1	Fitting, 90-.750NPT	
35	50169	1.5 ft	Hose, 1.0 in. Goodyear Wingfoot 300, class A	
36	24282	1	Starter, engine	
37	60457	4	Nut, 10-24 nylock G2	
38	24010B	1	Bracket, coolant heater	
39	62083	1	Screw, M10-1.50 x 90 std hex, G10.9	
-	26483	1	Assembly, engine	

**Note:** Engine and generator parts used in all Generac Mobile Products equipment carry the Original Equipment Manufacturer (OEM) warranty unless otherwise stated. OEM warranty parts must be purchased through an OEM dealer. Please contact Generac Mobile Products with questions.

# ENGINE ASSEMBLY - RIGHT SIDE



01772



## ENGINE ASSEMBLY - RIGHT SIDE

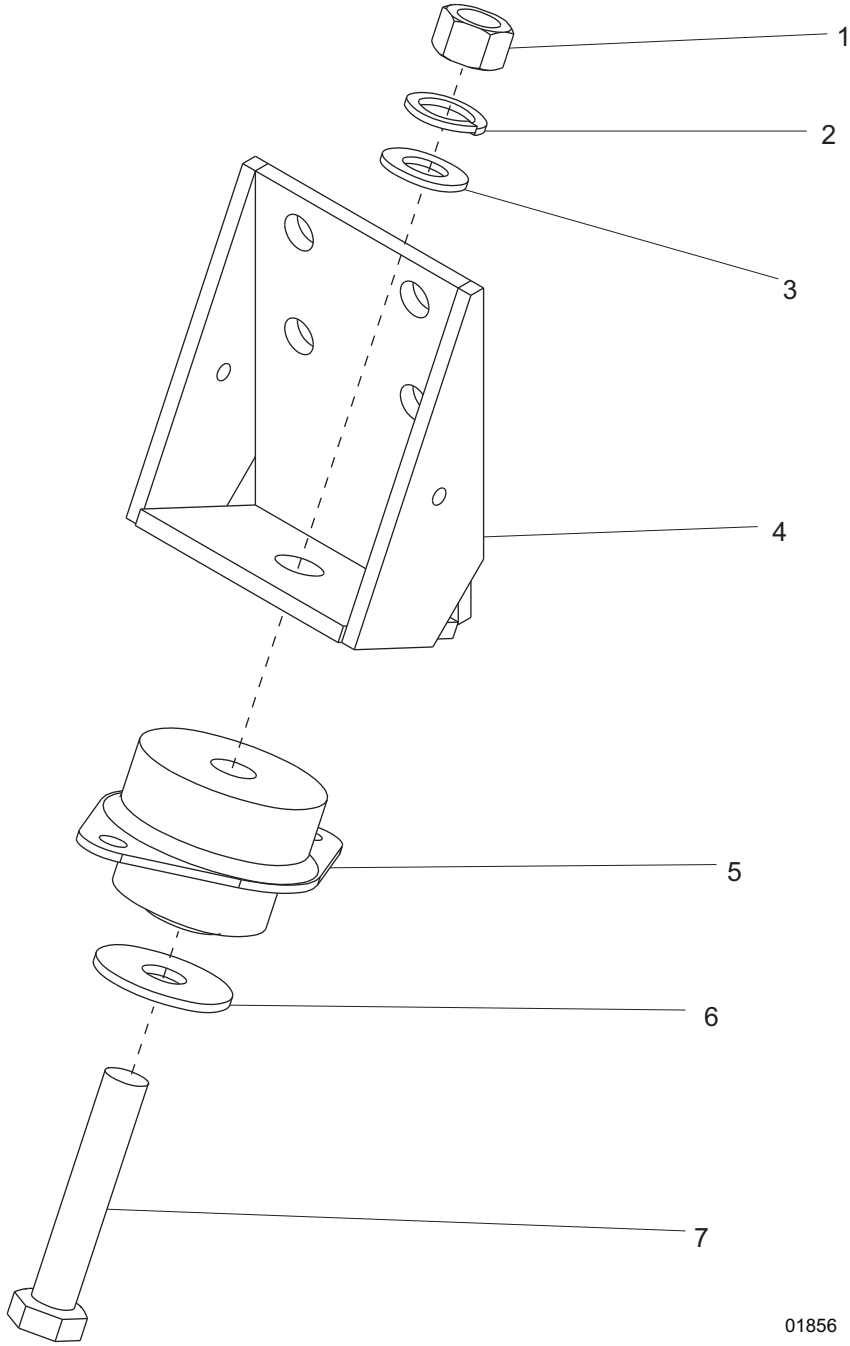
ITEM	PART NO.	QTY	DESCRIPTION	NOTES
1	21666	1	Spacer, fan - 174/290 (6 bolt - 2.00)	MMG320 only
2	21550	1	Fan, 32 in	MMG320 only
3	60065	6	Screw, M12-1.75 x 40 sflg hex, G10.8	MMG320 only
4	60276	6	Washer, .500 - split lock	MMG320 only
5	27297	1	Belt, fan	
6	22372	1	Alternator, engine	
7	<a href="#">Page 78</a>	2	Assembly, engine mount	
8	60193	8	Washer, M16 flat	
9	60194	8	Washer, M16 split lock	
10	62158	8	Screw, M16-2.00 x 60 std hex, G10.9	
11	23820	1	Fitting, nipple, pipe - .500NPT x 5.00	
12	22462	1	Fitting, 90° - .500FNPT x .500FNPT, brs	
13	22461	1	Fitting, .500MNPT x .750FNPT	
14	25496	1	Fitting, strt - .750MNPT x 1.00 barb, brs	
15	23818	1	Filter, oil - 6081 top load style	
16	27298	1	Filter, fuel set	
17	29811	1	Heater, fuel filter	MMG320CAN & MMG320CAN6 only
--	66811	1	Harness, fuel filter heater - outside	MMG320CAN & MMG320CAN6 only
--	66809	1	Harness, heated fuel filter	MMG320CAN & MMG320CAN6 only
--	<a href="#">Page 80</a>	1	Assembly, clutched fan	MMG320CAN & MMG320CAN6 only

### OPTIONAL FEATURES (MMG320 only)

17	29811	1	Heater, fuel filter
--	66811	1	Harness, fuel filter heater - outside
--	66809	1	Harness, heated fuel filter
--	<a href="#">Page 80</a>	1	Assembly, clutched fan

**Note:** Engine and generator parts used in all Generac Mobile Products equipment carry the Original Equipment Manufacturer (OEM) warranty unless otherwise stated. OEM warranty parts must be purchased through an OEM dealer. Please contact Generac Mobile Products with questions.

**ENGINE MOUNT ASSEMBLY**

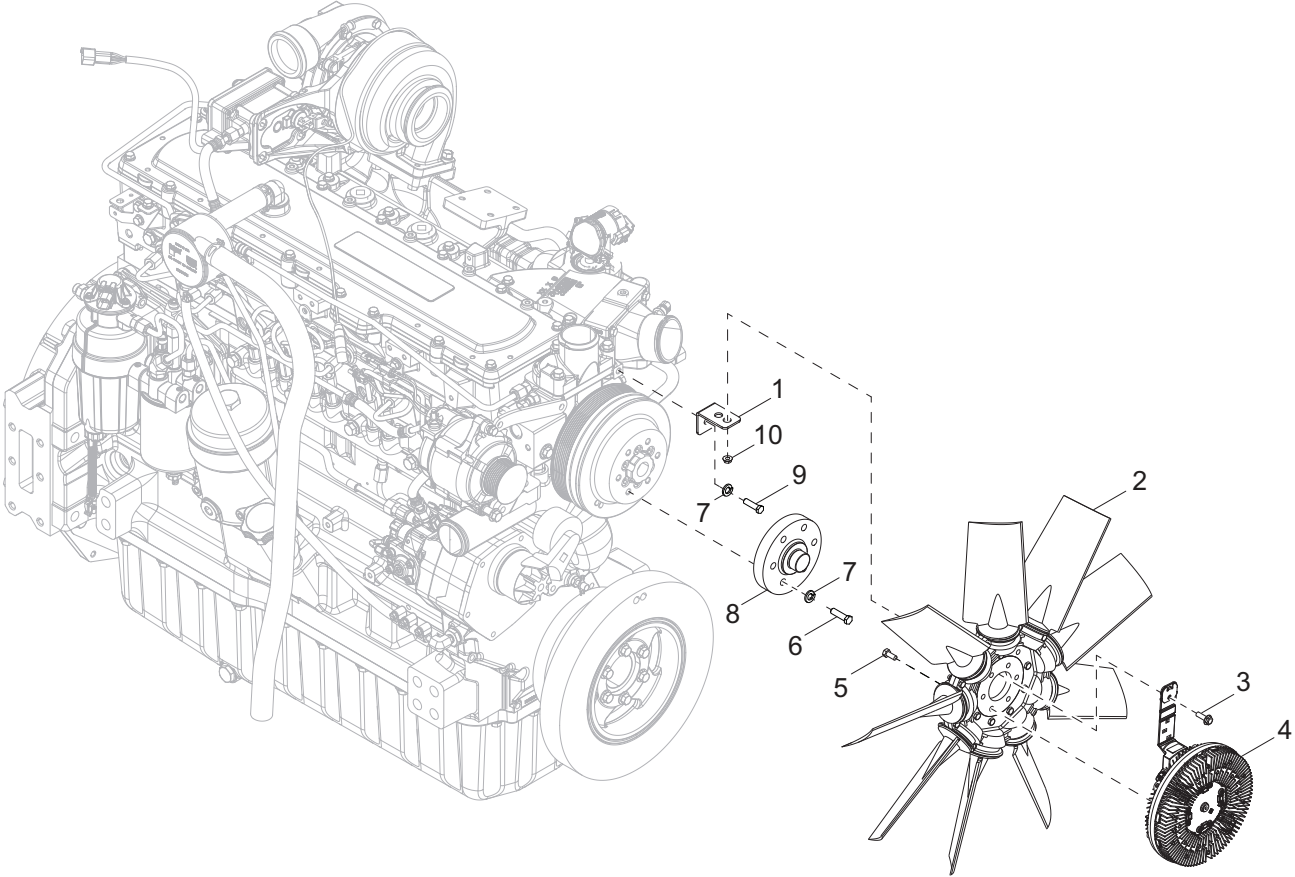


01856

## ENGINE MOUNT ASSEMBLY

ITEM	PART NO.	QTY	DESCRIPTION	NOTES
1	60249	1	Nut, .750-10 hex, G8	
2	60248	1	Washer, .750 split lock	
3	60247	1	Washer, .750 flat 2.02/.13	
4	19489B	1	Weldment, engine mount	
5	19488	1	Isolator, rubber - 1245/830 lbs	
6	19494	1	Washer, .875 snub 2.50/.188	
7	60246	1	Screw, .750-10 x 5.00 std hex, G8	

**CLUTCHED FAN ASSEMBLY - MMG230CAN, MMG230CAN6**  
*Optional for MMG230*

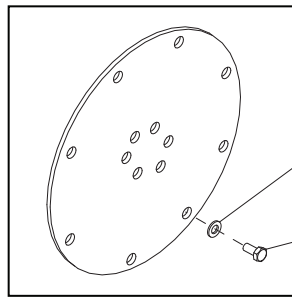


01773

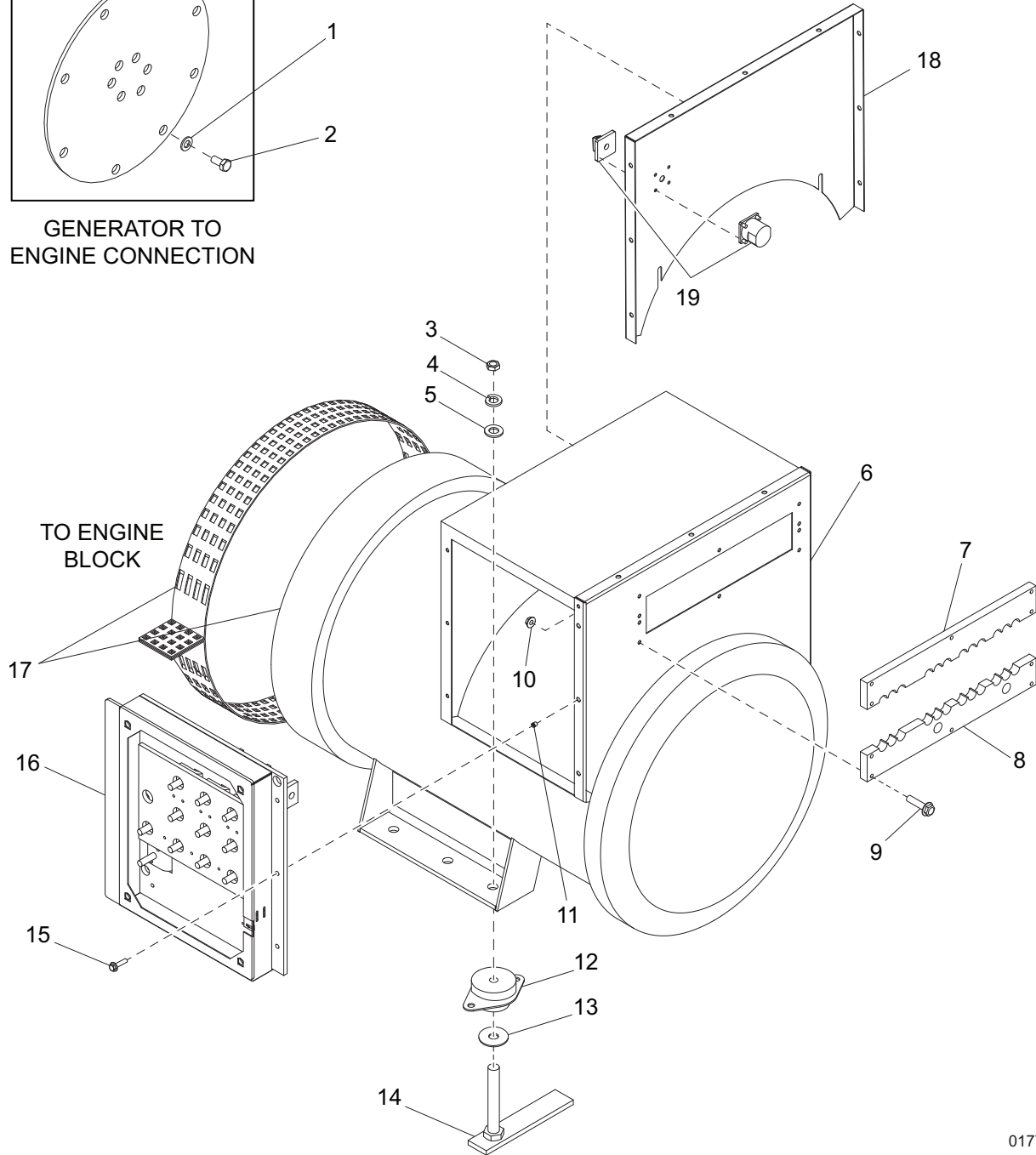
## CLUTCHED FAN ASSEMBLY - MMG230CAN, MMG230CAN6

ITEM	PART NO.	QTY	DESCRIPTION	NOTES
1	32601B	1	Bracket, clutch fan	
2	30462	1	Fan, 32 in. for clutch	
3	60528	1	Screw, .250-20 x .625 sflg, G5	
4	30464	1	Clutch, fan - for 31, 32 in. fan	
5	61204	6	Screw, M8-1.25 x 20 std hex, G10.9	
6	60055	6	Screw, M10-1.50 x 35 std hex, G10.9	
7	60206	7	Washer, .375 - split lock	
8	30459	1	Hub, fan clutch mount	
9	60179	1	Screw, .375-16 x .750 std hex, G8	
10	60161	1	Nut, .250-20 sflg, G5	
--	67863	1	Harness, clutch fan - control box	
--	66810	1	Harness, clutch fan 32 in.- fan assembly	

# GENERATOR ASSEMBLY



GENERATOR TO  
ENGINE CONNECTION



01773

## GENERATOR ASSEMBLY

ITEM	PART NO.	QTY	DESCRIPTION	NOTES
1	60151	8	Washer, .375 flat	
2	60179	8	Screw, .375-16 x .750 std hex, G8	
3	60249	2	Nut, .750-10 hex, G8	
4	60248	2	Washer, .750 split lock	
5	60247	2	Washer, .750 flat	
6	24375B	1	Panel, gen box - rear	
7	23843	1	Plate, cable support upper	
8	23842	1	Plate, cable support lower	
9	60534	10	Screw, .312-18 x 1.750 sflg - fully thd	
10	60095	10	Nut, .312-18 sflg	
11	60023	6	Insert, M6 threaded	
12	19488	2	Isolator, rubber 1245/830 lbs	
13	19494	2	Washer, .875 snub 2.50/.188	
14	24151	2	Weldment, anti-turn bolt - .750 x 5 in	
15	60024	6	Screw, M6-1.00 x 25 sflg, class 90	
16	<a href="#">Page 60</a>	1	Assembly, reconnect and shorting board	
17	23165	1	Generator, 432PSL6210 Marathon	MMG320, MMG320CAN
	34202	1	Generator, 432PSL6506, Marathon	MMG320CAN6 only
18	34288B	1	Panel, gen box front	MMG320CAN6 only
19	67092	1	Switch, phase, 2-pole, lockable, 300V	MMG320CAN6 only
--	66030	1	Harness, engine	

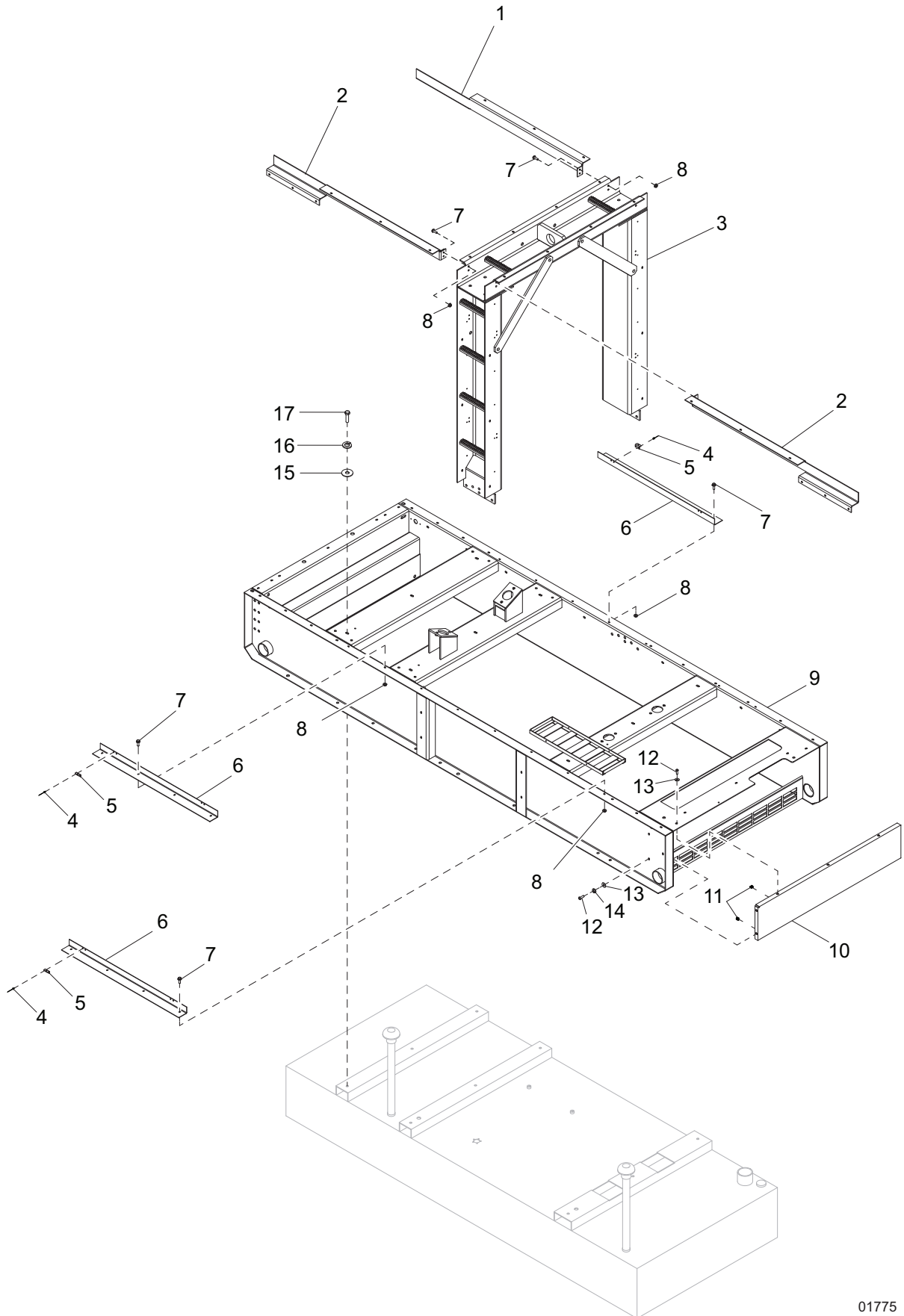
### OPTIONAL FEATURES

*Super Start (MMG320CAN & MMG320CAN6 only):*

--	23727	1	Generator, 433PSL6220 Marathon
----	-------	---	--------------------------------

**Note:** Engine and generator parts used in all Generac Mobile Products equipment carry the Original Equipment Manufacturer (OEM) warranty unless otherwise stated. OEM warranty parts must be purchased through an OEM dealer. Please contact Generac Mobile Products with questions.

# SKID ASSEMBLY



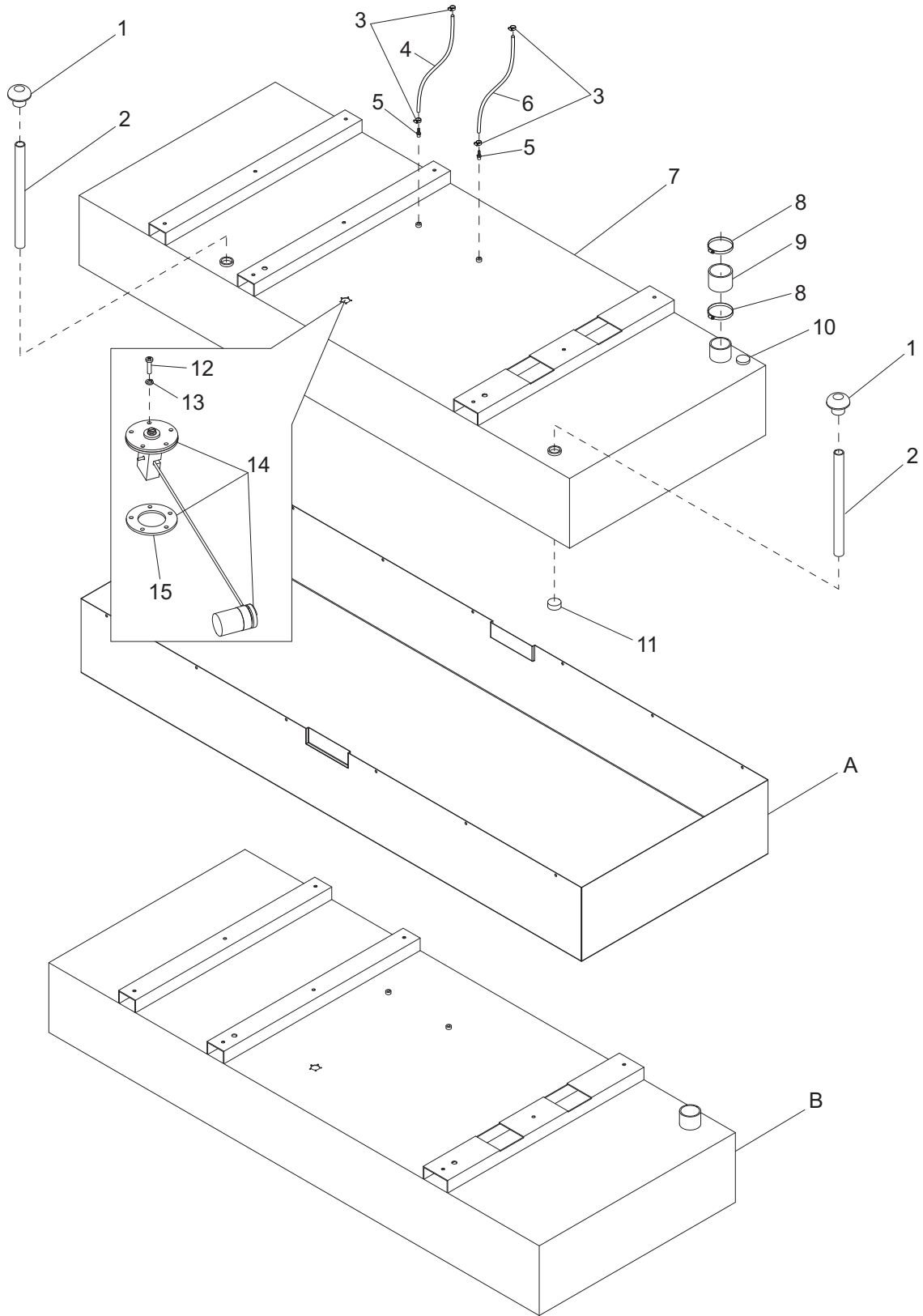
01775



## SKID ASSEMBLY

ITEM	PART NO.	QTY	DESCRIPTION	NOTES
1	23680B	1	Weldment, upper door support	
2	23677B	2	Weldment, upper door support	
3	<a href="#">Page 62</a>	1	Assembly, lift structure	
4	60231	6	Rivet, .188 dia x .375 to .500 grip	
5	20916Z	3	Bracket, prop rod	
6	23631B	3	Plate, bottom door	
7	60479	18	Screw, .250-20 x .10 sflg, G5	
8	60161	18	Nut, .250-20 sflg, G5	
9	23454B	1	Weldment, skid	
10	23674B	1	Panel, rear light/cable guard	
11	15425	7	Nut, .312-18 cage	
12	60654	7	Screw, .312-18x1.0 button hex, SS	
13	60340	7	Washer, .312 flat .875/.040, SS	
14	60701	4	Washer, .312 split lock, SS	
15	60729	7	Washer, .375 fender 1.50/.090	
16	60206	7	Washer, .375 - split lock	
17	60323	7	Screw, .375-16 x 1.50 std hex, G8	

# FUEL TANK ASSEMBLY



01776

## FUEL TANK ASSEMBLY

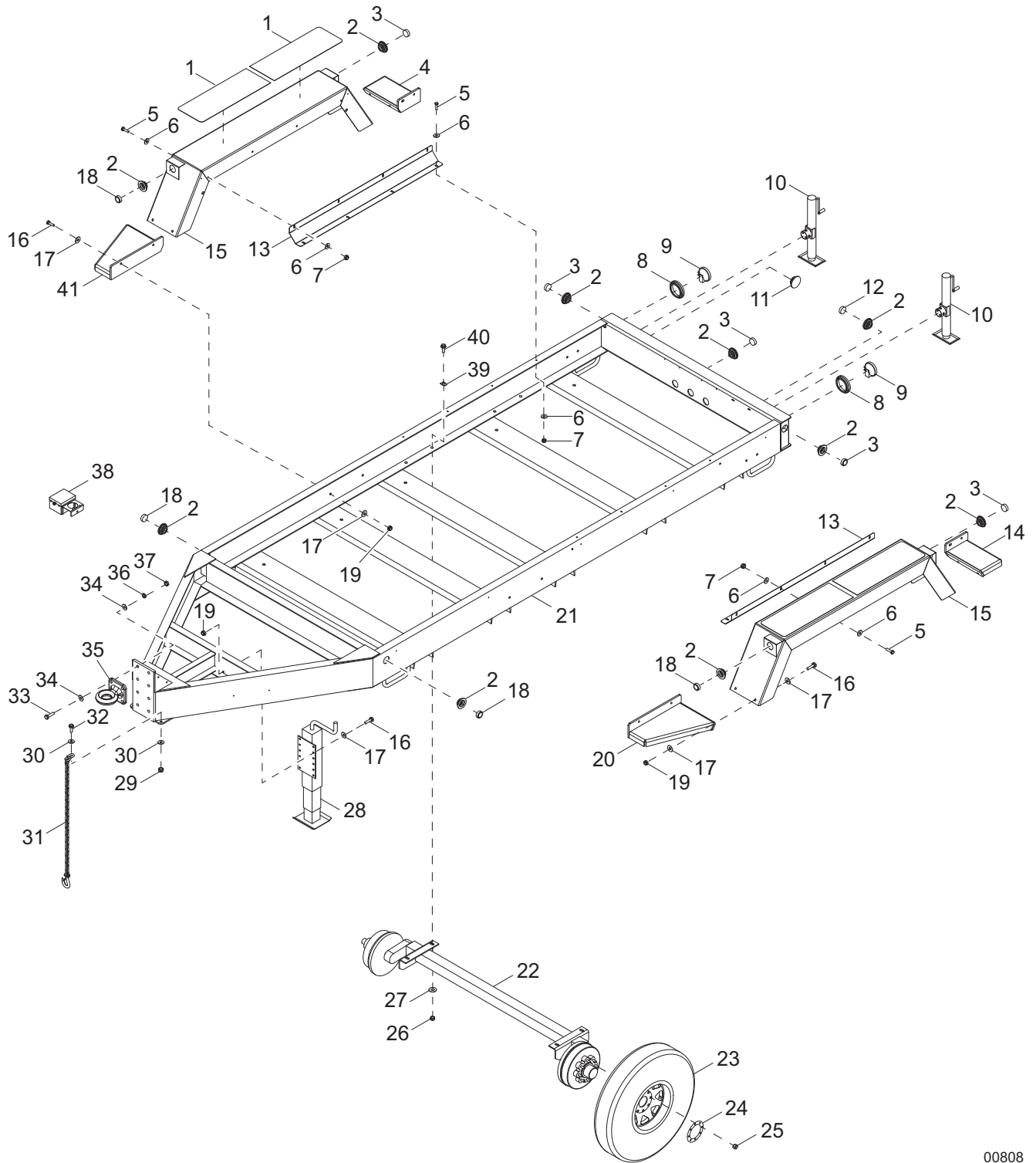
ITEM	PART NO.	QTY	DESCRIPTION	NOTES
1	19824	2	Vent, 1.5NPT fuel tank	
2	19823	2	Fitting, nipple, pipe - 1.50NPT x 24.0	
3	14216	4	Clamp, hose - SAE 004 (.21-.62) mini	
4	19835	1	Hose, fuel return - .25 x 46	
5	23816	2	Fitting, .500MNPTx.375 barb	
6	19178	1	Hose, fuel - .312 ID x 36.0	
7	24558B	1	Tank, fuel - 480 gal	
8	18663	2	Clamp, hose - SAE 060 (3.31-4.25)	
9	19612	1	Hose, air/fuel - 4.00 in	
10	61000	1	Fitting, plug - 2.00NPT square drive	
11	69803	1	Plug, 1.00 NPT square head	
12	60037	5	Screw, M5-0.80 x 20 pan phil, G4.8	
13	60252	5	Washer, #10 split lock	
14	21206	1	Sender, fuel - 16-24 in - RH	
15	22323	1	Gasket, fuel sending unit	

### OPTIONAL FEATURES

*TC Rated fuel tank (MMG230CAN, MMG230CAN6 only):*

A	24559B	1	Pan, 24 hr. containment
B	32610B	1	Tank, fuel - 480 gal. TC rated

# TRAILER ASSEMBLY

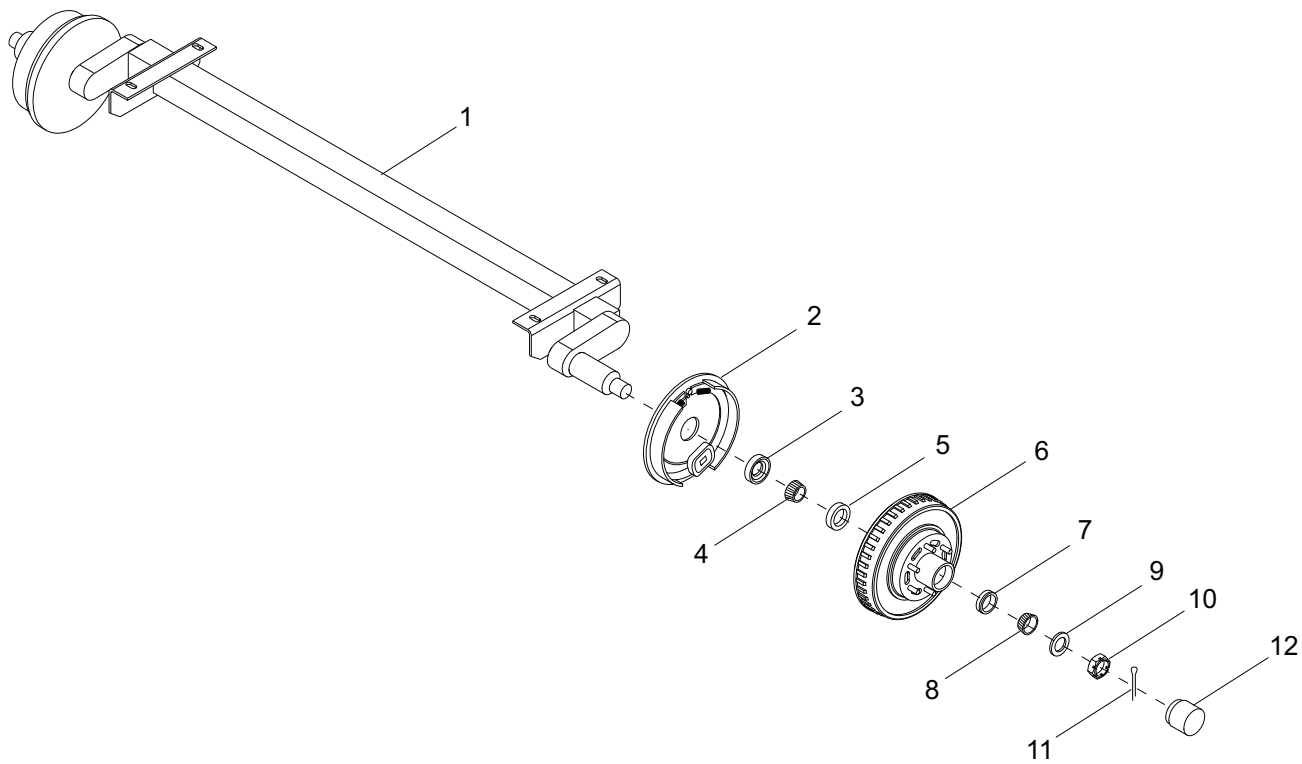


00808

## TRAILER ASSEMBLY

ITEM	PART NO.	QTY	DESCRIPTION	NOTES
1	22398	4	Pad, slip resistant - 10.0 x 28.0	
2	66394	12	Grommet, sealed beam light, rubber - 2.0 in	
3	66397	7	Light, clearance, 2.0 in., no grommet - red	
4	22358B	1	Weldment, rear step - right	
5	60352	16	Screw, .375-16 x 1.25 std hex, G5	
6	60386	32	Washer, .375 flat .993/.064	
7	60358	16	Nut, .375-16 nylock, G5	
8	10221	2	Grommet, rear light, rubber - 4.5 in	
9	10220	2	Light, rear tail/turn, round, no grommet	
10	41133	2	Jack, side wind - 2000 lb, tube mounted	
11	62161	1	Plug, hole - 2.25 dia	
12	66395	1	Light, utility, 2.0 in., no grommet - clear	
13	24088B	2	Shield, fender	
14	22357B	1	Weldment, rear step - left	
15	27657B	2	Weldment, fender	
16	60484	20	Screw, .500-13 x 2.0 std hex, G5	
17	60416	36	Washer, .500 flat 1.375/.090	
18	66396	4	Light, clearance, 2.0 in., no grommet - amber	
19	62221	20	Nut, .500-13 nylock, G5	
20	22359B	1	Weldment, front step - left	
21	49549B	1	Weldment, trailer frame	
22	Page 90	2	Assembly, axle	
23	24072	4	Wheel, ST215/75R17.5 - 4805 lb	
24	24101ZC	4	Ring, retaining - lug nut	
25	61056	32	Nut, .625-18 lug 90°, G5	
26	60240	8	Nut, .625-11 nylock, G5	
27	60180	8	Washer, .625 flat 1.750/.10-.16	
28	24084B	1	Weldment, 12000 lb jack - top wind	
29	60668	2	Nut, .500-13 nylock, G8	
30	61096	4	Washer, .500 flat 1.375/.110	
31	20159	2	Chain, trailer safety, hi test - .375 in	
32	60118	2	Screw, .500-13 x 2.0 flg hex, G8	
33	60854	4	Screw, .750-10 x 3.50 std hex, G8	
34	60081	8	Washer, M20 flat	
35	24081B	1	Ring, 3 in. draw bar - square mount	
36	60384	4	Washer, .750 split lock	
37	60249	4	Nut, .750-10 hex, G8	
38	19417	1	Breakaway kit	
39	60651	8	Washer, square bevel structural .625	
40	61078	8	Screw, .625-11 x 2.0 flg hex, G8	
41	22360B	1	Weldment, front step - right	
--	66747	1	Harness, trailer	
--	65882	1	Harness, electric brake	
--	16143	16	Clamp, tubing - .500	
--	60041	16	Washer, M5 flat	
--	60231	16	Rivet, .188 dia x .375 to .500 grip	
--	60053	1	Washer, .375 external star	To attach item 39
--	65593	1	Adapter, trailer - 4pin and 2pin elec. brake to 6pin	
--	29653	8	Grommet, rubber - .563 ID x .125 thkx.813 ID hole	

# AXLE ASSEMBLY



00259

## AXLE ASSEMBLY

ITEM	PART NO.	QTY	DESCRIPTION	NOTES
1	24071	1	Axle, 8000 lb. electric	
2	26824	2	Brake shoe - LH, 8000 lb	
	26825	2	Brake shoe - RH, 8000 lb	
3	26827	2	Seal - 8000 lb	
4	26828	2	Inner bearing cone - 8000 lb	
5	26829	2	Inner bearing cup - 8000 lb	
6	26826	2	Hub - 8000 lb	
7	26831	2	Outer bearing cup - 8000 lb	
8	26830	2	Outer bearing cone - 8000 lb	
9	26834	2	Spindle washer - 8000 lb	
10	26832	2	Spindle nut - 8000 lb	
11	26833	2	Cotter pin - 8000 lb	
12	26835	2	Grease cap - 8000 lb	

## RECOMMENDED SPARE PARTS LIST

### ENGINE

Alternator .....	22372
Belt, fan .....	27297
Cap, radiator 14.7 psi .....	19219
Element, air filter.....	21769
Fan, engine - MMG320.....	21550
Fan, engine - MMG320CAN, MMG320CAN6.....	30462
Filter, fuel - primary set .....	27298
Filter, oil .....	23818
Hose, radiator - lower .....	27065
Hose, radiator - upper.....	23812
Bottle, Overflow .....	20212
Cap, overflow bottle.....	19714
Starter .....	24282

### ELECTRICAL

Breaker handle extension.....	22517
Breaker, 20A/240V, 1-pole.....	18091
Breaker, 50A/240V, 2-pole.....	18092
Controller, programmed - MMG320, MMG320CAN.....	66197
Controller, programmed - MMG320CAN6 .....	67106
Fuse, 15A .....	65211-15
Lug, terminal quad.....	65303
Potentiometer - .....	18113
Receptacle, 120V/20A GFI.....	14130
Receptacle, 120/240 50A twist-lock .....	18089
Regulator, voltage - SE 350.....	18556
Relay, 12V/65A ignition solenoid .....	18081
Sender, fuel .....	21206
Sensor, low coolant .....	65592
Switch, E-stop assembly. - 2NO/1NC .....	22550
Switch, lock out.....	18111
Switch, trigger safety - NO & NC .....	12632

### TRAILER

Cap, dust .....	26835
Jack, top wind.....	24084B

### SERVICE KITS

250hr maintenance kit .....	SK080
2000hr maintenance kit .....	SK078









REV: B  
PART NO: 26710  
07.10.15